

San Francisco Purchase Agreement 12/01/06

Payment Schedule

Summary Payment Schedule	2007	2008	2009	2010
Hardware & Software	7,020,023.63			
Installation & Training	999,000.00			
Outreach	60,000.00			
Warehouse Improvements	750,000.00			
***Election Services	Included	994,800.00	497,400.00	994,800.00
Maintenance and License Fees	Included	393,800.00	393,800.00	393,800.00
Total	8,829,023.63	1,388,600.00	891,200.00	1,388,600.00

***Election Service for years 2008, 2009, and 2010 are based on per election service charges detailed in Appendix C-1 Election Services. If the City conducts additional elections during these years in addition to the number of elections included in that year's aggregate total, additional charges shall apply. The following elections are included the pricing shown above.

2008 – Primary Election, Presidential Election

2009 – General Election

2010 – Primary Election, General election

Year One Payables

	Amount	Description
First Payment	\$2,000,000.00	Due net 30 days from signing of Contract
Second Payment	\$750,000.00	Due net 30 days from completion of Warehouse Improvements
Third Payment	\$2,500,000.00	Due net 30 days from delivery Computer Hardware and Software
Fourth Payment	\$3,000,000.00	Due net 30 days from acceptance of Election Equipment
Final Payment	\$579,023.63	Due net 30 days after the certification of the November 2007 Election
Total	\$8,829,023.63	

	2006 Actual Costs	Projected 2008 Costs		
	1 Page Ballot	1 Page Ballot--Base Cost (with or without IRV)	IRV 2 Page Ballot	IRV 3 Page Ballot
Ballot Printing (Based on 420,000 voters) \$.237/ballot page '06 \$.25/ballot page '08	\$100,225.00	\$105,000.00	\$210,000.00	\$315,000.00
Ballot Shipping Costs (includes estimated inflation)	\$22,359.00	\$25,000.00	\$50,000.00	\$75,000.00
Costs to Town to Mail Ballot to Voter (Based on 20% of 420,000 voters--84,000 absentee voters) 1 page \$.63/voter '06 1 or 2 pages \$.65/voter '08 3 page \$.89/voter '08	\$52,920.00	\$54,600.00	\$54,600.00	\$74,760.00
Sub Total Ballot Related Costs for IRV races	\$0.00	\$184,600.00	\$314,600.00	\$464,760.00
Total increase in Ballot cost for IRV election compared to non-IRV election		\$0.00	\$130,000.00	\$280,160.00
Total cost of conducting the runoff count (per runoff count)				
Using recount procedures		\$80,000.00	\$80,000.00	\$80,000.00
Using vote center procedures		\$45,000.00	\$45,000.00	\$45,000.00
Total Cost Increases		1 Page Ballot	2 Page Ballot	3 Page Ballot
If recount procedures are used, the following increases above regular election costs are projected:				
1 runoff count or runoff race		\$80,000.00	\$210,000.00	\$360,160.00
2 runoff counts or runoff races		\$160,000.00	\$290,000.00	\$440,160.00
3 runoff counts or runoff races		\$240,000.00	\$370,000.00	\$520,160.00
4 runoff counts or runoff races		\$320,000.00	\$400,000.00	\$600,160.00
Total Cost Increases				
If vote center procedures are used, the following increases above regular election costs are projected:				
1 runoff count or runoff race		\$45,000.00	\$175,000.00	\$325,000.00
2 runoff counts or runoff races		\$90,000.00	\$220,000.00	\$370,160.00
3 runoff counts or runoff races		\$135,000.00	\$265,000.00	\$415,160.00
4 runoff counts or runoff races		\$180,000.00	\$310,000.00	\$460,160.00



**The
UNIVERSITY
of VERMONT**

The Vermont Legislative Research Shop

Instant Runoff Voting

On March 7, 2006 the city of Burlington, Vermont utilized an instant run off voting system (IRV) to select its mayor. As a result Burlington's mayor, Bob Kiss, is currently the only executive office holder in the US to be selected by the instant runoff voting system. The purpose of this report is to present the results of an exit poll The Vermont Legislative Research Shop conducted on the March 7th election. Before discussing the election and exit poll we will examine the use of IRV in other political jurisdictions and paradoxes associated with this type of voting system.

Instant Runoff Voting (IRV) is also known as Alternative Voting, Ranked Choice, Proportional Voting, Preferential Voting, or the Hare System. For the purposes of this report we will refer to the system as IRV. IRV describes an electoral process in which voters can rank choices for a political office on a ballot. If one candidate is ranked first by over 50% of the voters, that candidate wins and the election is over. If no candidate receives over 50% of the votes in the first ranking then the candidate with the lowest number of votes is eliminated. The second rankings of voters who voted for the eliminated candidate are allotted to the remaining candidates. This process continues until one candidate receives over 50% of the vote.

The first use on record of IRV was the colony of Queensland, Australia in 1893. The IRV method is presently used for electing the Australian House of Representatives. The President of Ireland is currently elected using IRV, as well as the Papua New Guinea National Parliament and the Fijian House of Representatives.¹

Experience with IRV in the US

IRV is used by several US cities, including: San Francisco, California for its Board of Selectmen election in 2004 and Cambridge, Massachusetts for its city council elections. Ann Arbor,

¹ Anthony Quas, "Anomalous Outcomes in Preferential Voting," *Stochastics and Dynamics* Vol. 4, No. 1 (2004), pp. 95-105, and "Instant-runoff Voting." Wikipedia. Modified March 30th, 2006, accessed 4/4/06, http://en.wikipedia.org/wiki/Instant_runoff_voting.

Michigan used the system for its mayoral race in 1975 and some cities that have adopted, but have yet to implement IRV, include Ferndale, Michigan, and Takoma Park, Maryland.²

San Francisco, CA

Thanks to an exit poll conducted by Francis Neely, Lisel Blash, and Corey Cook of San Francisco State University, the 2004 San Francisco Board of Supervisors election provided a look at how IRV worked in another city. IRV was used in seven of the city's eleven Board of Supervisors districts. Neely *et al's* study aimed to determine whether the voters had prior knowledge of the IRV method before voting, whether they understood the new method of voting, and whether they utilized it by ranking all three choices. Overall, Neely *et al* concluded that IRV was accepted positively in San Francisco though the results did raise some concerns about educational and language barriers when using IRV.

In order to make voting easier for the entire public, San Francisco instituted a program meant to educate the public on how Instant Run-off Voting works. The initiative (aptly named "Ranked Choice Voting Education Plan") was proposed by the Department of Elections with the goal to inform voters how to correctly mark ranked-choice voting ballots. The city produced and distributed informational flyers and pamphlets citywide in order to inform people of the change in voting. The Department of Elections also chose to train 3,500 poll workers on the ins and outs of ranked-choice voting so as to better inform those coming to vote.³

Similarly, the Department of Elections' website had a demonstration ballot which allowed people to walk through the process of ranking their candidates. The ballot was available in multiple languages to cater to people whose first language is not English. The Department of Elections also distributed full-color brochures in English, Spanish and Chinese.⁴

Exit poll responses indicated that "after having used it (IRV), most [voters said] they prefer it to the former runoff system."

Voters with higher levels of education were more likely to have had prior knowledge of the new voting system. Sixty-two percent of the respondents without any college education had prior knowledge of the new system in contrast to the 72% of voters who had some college experience. Education was also a factor when examining voters' understanding of IRV; 27% of the voters who did not finish high school responded that they did not understand the IRV method in contrast to the 12.1% of those with at least some college experience. Thus, education played a role in both prior knowledge as well as understanding of IRV with the advantage toward those respondents with greater education.

² "Instant-runoff Voting." Wikipedia. Modified March 30th, 2006, accessed 4/4/06, http://en.wikipedia.org/wiki/Instant_runoff_voting

³ Department of Elections. "RCV Public Education Plan." San Francisco, California, November 2, 2004. Accessed 4/4/06 from www.sfgov.org/site/uploadedfiles/election/appendixD-rcvpubliceducationplan2004.pdf

⁴ Department of Elections: Ranked-Choice Voting. Department of Elections. March 14, 2006. Accessed 4/4/06 from http://www.sfgov.org/site/election_index.asp?id=24269.

With regard to language differences, voters whose first language was Spanish had more difficulty with IRV. Only 55.7% of those voters for whom Spanish was their first language had prior knowledge of IRV compared to 70% of voters for whom English was their first language and 69.4% of respondents for whom Chinese was their first language. Twenty-three percent of Spanish speakers and 20% of other language speakers reported not understanding the ballot compared to 12% of English speaking voters. Also, general ethnicity was examined finding that 11.7% of white respondents reported not understanding the ballot as contrasted to 23.2% of blacks, 19.5% of Hispanics and 16.5% of all other ethnicities.

In examining the extent of use of the IRV method, it was shown that whites were more likely to rank three candidates than blacks—62% of whites and 50% of blacks ranked all three choices. Fifty-eight percent of Asians, 53% of Hispanics, and 49% of all other respondents ranked all three choices.

The tendency to rank the candidates reflected the degree of knowledge of the new system. It was found that blacks, Hispanics, voters with lower levels education, and voters whose first language was not English had less of a tendency to rank three candidates as opposed to voting for one candidate.

Overall, the study concluded that, “about three in five polling place participants and over three fourths of the absentee respondents say they prefer IRV to the Runoff system.” While the San Francisco State University report showed that IRV was accepted positively amongst respondents, the authors also outlined concerns, which must be addressed in order to ensure a greater understanding for the entire public. Unequal amounts of knowledge, understanding and use among education, ethnic and language groupings must be addressed, they concluded, in order to ensure that all groups are best equipped to understand and use IRV.⁵

Cambridge, MA

Cambridge, Massachusetts city government uses instant runoff voting as part of their proportional representation system for electing members of the City Council and School Committee. The elections are conducted using the Cincinnati method, wherein a quota system is utilized to elect candidates following the ranking of candidates by individual voters. All candidates who reach the necessary quota with first choice votes secure a position on the city council or school committee. Once reaching the sufficient number of votes for election, extra ballots with first placed votes for an elected member will be redistributed to the candidates marked next in preference (the number 2 preference). The count continues with the elimination of those candidates receiving fewer than fifty votes in the first count. These ballots are redistributed to the other candidates according to the next preference marked. After each distribution, the candidate with the lowest number of votes is eliminated and his/her ballots

⁵ Lisel Blash, Corey Cook & Francis Neely. “An Assessment of Ranked-Choice Voting in the San Francisco 2004 Election.” Public Research Institute. San Francisco State University. San Francisco, CA. May 2005.

redistributed to the next indicated preference (number 2, 3, 4, etc.). The count continues until the nine winners are identified.⁶

The proportional representation used by the Cambridge city government is different from the commonly used ranked choice voting because of its usage of a quota system. Unlike a majority of city council elections, the city of Cambridge is a single district and candidates are eliminated if they do not acquire the sufficient number of votes following a succession of voting rounds.

Ann Arbor, MI

In November 1974 the residents of Ann Arbor voted in favor of the usage of IRV for mayoral elections with 52% voting in favor of the method. The method was used in the April 1975 mayoral election following a large effort by the city to educate voters about the practice and implications of IRV voting. In the mayoral election, the Republican candidate won 49% among 1st place votes, while the Democratic candidate secured 40% and a third party candidate received 11%.⁷ In the 2nd round when the 2nd ranking votes of the 3rd party candidate were reallocated, the Democratic candidate won by 121 votes. This sparked a heated contestation of the results by the incumbent Republican mayor James Stephenson. In April 1976, 62% of voters supported the revocation of instant runoff voting in Ann Arbor.

Voting Paradoxes

There are a number of voting paradoxes associated with IRV that represent potential drawbacks to the system. Peter Fishburn and Steven Brams discussed the paradoxes in an article entitled the "Paradoxes of Preferential Voting."⁸ The four paradoxes Fishburn and Brams identified were the "No-Show Paradox," the "Thwarted Majorities Paradox," the "Multiple-Districts Paradox" and lastly, the "More-Is-Less Paradox."

The No-Show Paradox occurs when "the addition of identical ballots with candidate x ranked last may change the winner from another candidate to x." It could happen if a Burlington mayoral election had the following results (where PDR is a ballot with a Progressive Party candidate ranked 1st, a Democrat 2nd and Republican 3rd, PRD is a ballot with a Progressive Party candidate ranked 1st, a Republican 2nd and a Democrat ranked 3rd, etc.):

⁶ The City of Cambridge Elections Commission, "Proportional Representation Voting in Cambridge Municipal Elections," <http://www.cambridgema.gov/Election/prop-voting.html>, accessed April 26, 2006.

⁷ Elizabeth Ahlin, "Election Reform Takes a Step in San Francisco: Ranked choice could boost third parties," *NewsDesk.org*, September 7, 2004, http://www.artsandmedia.net/cgi-bin/dc/newsdesk/2004/09/07_ranked_choice, accessed on April 6, 2006.

⁸ Peter Fishburn and Steven Brams, "Paradoxes of Preferential Voting: What Can Go Wrong with Sophisticated Voting Systems Designed to Remedy Problems of Simpler Systems," *Mathematics Magazine* vol. 56, no. 4, September 1983: pp. 207-214.

Table 1: Original Results⁹

1 st Round Votes		2 nd Round Votes	
		D over R	R over D
417	PDR	417	0
82	PRD	0	82
143	DPR	143	0
357	DRP	357	0
285	RPD	0	285
324	RDP	0	324
1st Round	Progressive	499	
	Democrat	500	
	Republican	609	
2nd Round	Progressive	eliminated	
	Democrat	916	Winner
	Republican	691	

The addition of 2 ballots with the ranking PDR (with a Republican ranked last) would lead to the Republican winning the election over the Democrat. This would be the case even if there were 321 additional PDR ballots cast.

Table 2: Adding 2 additional PDR ballots

1 st Round Votes		2 nd Round Votes	
		P over R	R over P
419	PDR	419	0
82	PRD	0	82
143	DPR	143	0
357	DRP	0	357
285	RPD	0	285
324	RDP	0	324
1st Round	Progressive	501	
	Democrat	500	
	Republican	609	
2nd Round	Progressive	644	
	Democrat	eliminated	
	Republican	966	Winner

A variation of this paradox comes in the form of a violation known as the “non-perversity” condition.¹⁰ The “non-perversity” condition specifies that increased votes for a candidate should not lead to that candidate’s defeat. As Gideon Doron and Richard Kronick demonstrate in their article in the *American Journal of Political Science*, a perverse outcome is possible in a single transferable vote system such as IRV.¹¹ Doron and Kronick present a hypothetical which we

⁹ Numbers for simulation borrowed from Fishburn and Brams article.

¹⁰ William H. Riker and Peter C. Ordeshook, *An Introduction to Positive Political Theory* (Englewood Cliffs, NJ: Prentice-Hall, Inc., 1973).

¹¹ Gideon Doron and Richard Kronick, “Single Transferrable Vote: An Example of a Perverse Social Choice Function,” *American Journal of Political Science* vol. 21, no. 2, May 1977, pp. 303-311.

modify for our purposes of illustration.¹² Suppose 17 voters cast the following vote in an election involving 4 candidates (where P is the Progressive Party Candidate, D the Democrat, R the Republican and I an independent):

Table 3

# of voters	1 st choice	2 nd choice	3 rd choice	4 th choice
6	P	D	R	I
2	D	P	R	I
4	D	R	P	I
5	R	P	D	I

In this scenario, the candidate with the lowest first place votes, R, is dropped and his 5 second place votes are distributed to P, making P the winner.¹³ Consider a different scenario where P gets 2 extra first place votes as in the following table:

Table 4

# of voters	1 st choice	2 nd choice	3 rd choice	4 th choice
6	P	D	R	I
2	P	D	R	I
4	D	R	P	I
5	R	P	D	I

In this case, D is dropped from the contest and the 2nd place votes allocated then result in a victory for R. In other words, P gets 2 additional 1st choice votes and loses the election. This “perverse” outcome—in which a candidate gets more first place votes and loses—is unique to two voting systems: IRV *and* runoff-elections.¹⁴ The unique problem for IRV in this situation is that such “perverse” outcomes are more visible than in runoff elections.

The other paradoxes discussed and demonstrated by Fishburn and Brams include: the Thwarted-Majorities Paradox in which a candidate that can beat every other candidate in direct-comparison may lose the election; the Multiple-Districts Paradox in which a candidate wins every district individually but manages to lose the general election when the districts are combined; and, the More-is-Less Paradox, suggests that if a winner were ranked higher by some voters (all else remaining the same) then another candidate might have won.¹⁵ Though these paradoxes appear to apply to other voting systems, IRV “is especially vulnerable because of its sequential elimination and vote-transfer provisions.”¹⁶ Finally, there is one other paradox referred to as “Condorcet’s phenomenon” or the “paradox of cyclical majorities” in which it is possible in a three-way race

¹² Their example is for a multi-member district. We modify it to apply to elect a single candidate (for which, according to the authors, it applies) and change the symbols to fit the Burlington Example.

¹³ Since the independent, I, was ranked 4th by all voters, dropping that candidate has no effect on the result.

¹⁴ Gideon Doron and Richard Kronick, “Single Transferrable Vote: An Example of a Perverse Social Choice Function.”

¹⁵ Peter Fishburn and Steven Brams, “Paradoxes of Preferential Voting: What Can Go Wrong with Sophisticated Voting Systems Designed to Remedy Problems of Simpler Systems,” *Mathematics Magazine* vol. 56. no. 4, September 1983: pp. 207-214.

¹⁶ Peter Fishburn and Steven Brams, “Paradoxes of Preferential Voting: What Can Go Wrong with Sophisticated Voting Systems Designed to Remedy Problems of Simpler Systems,” p. 214.

where voters rank their preferences ala IRV for “every candidate to be beaten by some other candidate in direct-comparison voting.”¹⁷ This would occur in Burlington with a vote such as

400	PDR ¹⁸
500	RPD
700	DRP

The Progressive candidate beats the Democrat 900 to 700, the Democrat beats the Republican 1,100 to 500, and the Republican beats the Progressive 1,200 to 400, showing no clear preference for any one candidate.

In sum, IRV has the potential to result in some unusual electoral outcomes, outcomes that could, as happened in Ann Arbor, leave the public unhappy with the results. The probabilities of such outcomes are not insubstantial.¹⁹ The main source of paradoxes arising from IRV is the fact that it matters which candidates are eliminated after the first round.²⁰ Races in which no candidate wins in the first round and the 2nd and 3rd candidates’ vote totals are close are contests in which these sort of unusual outcomes are most likely. Because it matters who comes in 2nd and 3rd, IRV is not immune to strategic voting as some of its advocates claim.²¹

Exit Poll of Burlington’s 2006 IRV Experience

In order to measure Burlington voters’ reactions to IRV in the city’s May 7th election, The Vermont Legislative Research Shop (VLRS), with the assistance of 51 students from Professor Gierzynski’s Politics & the Media course, interviewed 1,096 voters leaving the polling places on Election Day.

IRV Exit Poll Methodology

The VLRS class read selections from *Basics of Survey Research* by Earl Babbie for strategies on how to conduct exit polls. The book discusses guidelines for asking questions, what types of questions to ask, and the construction of the actual questionnaire. Three different groups of students wrote exit poll questions which were then vetted by the entire class resulting in a first draft of the exit poll. Some of the questions were based on questions sent to us by Representative David Zuckerman and Vermont’s Secretary of State, Deb Markowitz. The survey went through several drafts, reviewed by Representative Zuckerman, Secretary of State Markowitz, Philip

¹⁷ Peter Fishburn and Steven Brams, “Paradoxes of Preferential Voting: What Can Go Wrong with Sophisticated Voting Systems Designed to Remedy Problems of Simpler Systems,” p. 210.

¹⁸ Simulation numbers borrowed from Fishburn and Brams.

¹⁹ Anthony Quas, “Anomalous Outcomes in Preferential Voting,” *Stochastics and Dynamics* Vol. 4, No. 1 (2004), pp. 95-105 and William H. Riker and Peter C. Ordeshook, *An Introduction to Positive Political Theory* (Englewood Cliffs, NJ: Prentice-Hall, Inc., 1973).

²⁰ In terms of the voting literature, this situation violates of Arrow’s condition of independence from irrelevant alternatives (see Kenneth Arrow, *Social Choice and Individual Values*, 2nd Ed. (New Haven, CT: Yale University, 1970)).

²¹ On strategic voting in preferential voting see William H. Riker and Peter C. Ordeshook, *An Introduction to Positive Political Theory*.

Baruth and Kate Eddy. The final survey included 5 “yes or no” type questions, 6 “agree or disagree” type questions, 1 open ended question on why voters liked or disliked IRV, as well as “multiple answer” questions asking where voters heard about IRV (if they had originally heard about it), how voters ranked the candidates, how the voters felt about several aspects of IRV, and four demographic questions. The exit poll form with all of the questions (and results) can be found in Appendix A.

Students who were to conduct the poll attended a training session the night before the election. There they were given the questionnaires and an instruction sheet (see Appendix B). During the session Professor Gierzynski went through all of the instructions and read through the survey instrument with them. Students from Professor Gierzynski’s Politics & the Media course were told that they would earn their extra credit only if they followed the instructions exactly.

Sixty-one students were posted at all 7 wards of the city throughout the day, covering most of the time that the polls were open (from 7am to 7pm). Each student completed an average of 18 surveys resulting in a grand total of 1,096 surveys. Professor Gierzynski and 4 of the students from the VLRS class visited the polls throughout the day to make sure students were working at the polls during their designated time slots.

When the students arrived at their designated polling place, they were instructed to introduce themselves to the election officials, get clarification regarding how close to the polling place they could stand, and then take up a post near the exit to the polling place. The student’s responsibility was then to approach the first person they saw leaving the polls and deliver the assigned greeting: “Hi, I am a UVM student conducting research for Vermont legislators and the Secretary of State on voters’ thoughts of the new voting system. Do you have a couple of minutes to answer a few questions about it?” The students were not allowed to pick and choose whom they asked; they had to ask the first person who walked by them after they finished each survey. The students were also asked to record the number of people who refused to answer the survey.

The VLRS students and Professor Gierzynski entered the responses from each questionnaire into a database. The exit poll results for the vote for mayor were then compared with the official Burlington election results and then weighed accordingly. The sampling error for a sample this size is roughly ± 3 percentage points.

Election Results

Before discussing the exit poll findings, an examination of the ballots cast for mayor is instructive.

Participation in IRV

Table 6 shows the percentage of people who cast a vote in each ranking level according to official election results.²² About 1/5th of voters selected only one candidate, that is, they, in

²² Official election results can be obtained by the City of Burlington’s Internet site <http://www.ci.burlington.vt.us/ct/elections/>, accessed April 22, 2006.

effect, did not participate in the IRV aspect of the election. Four-fifths of voters took part in ranking candidates, with 80.9% people having ranked at least two candidates, 47.9% having ranked at least 3 candidates, etc. Only a little over 1/4th of voters ranked all 5 candidates.

Ranking	% of people
Voted for only 1 candidate	19.1%
Ranked at least 2 candidates	80.9%
Ranked at least 3 candidates	47.9%
Ranked at least 4 candidates	29.9%
Ranked all 5 candidates	26.4%

As Table 7 shows, voters for the Republican candidate, Kevin Curley, were the least likely to rank candidates. A little over 29% of Curley voters voted just for Curley and ranked no other candidate as compared with 12% of Kiss voters and 17.3% of Miller voters.

Voters for	% of voters who did not rank any candidates after their first choice
Kiss (P)	12.0%
Miller (D)	17.3%
Curley (R)	29.4%

Voter Turnout

Voter turnout as a percentage of eligible voters²³ was 30.3% for the 2006 mayoral election.²⁴ Two other elections in recent years had a higher level of voter turnout—1999 in which 31% of eligible voters cast ballots, and 1995, with the highest level of turnout at 36.5% (see Table 8).

Mayoral Election Year	Voter Turnout as a % of voting age population
2006	30.3%
2003	22.3%
2001	18.7%
1999	31.0%
1997	20.8%
1995	36.5%
Sources: Burlington City Clerk's Office and US Census Bureau.	

²³ The number of eligible voters was obtained from the US Census Bureau (census.gov). Calculating turnout as a percent of eligible voters is a better reflection of voter turnout than calculating it as a percentage of registered voters since registration is part of the participatory process.

²⁴ Voting data was provided thanks to the Burlington City Clerk, Jo LaMarche.

The 1995 and 1999 elections were also the highest turnout elections in terms of absolute number of people casting votes. In 1995, Peter Clavelle, who had lost his reelection bid to Peter Brownell in 1993, reclaimed the mayor’s office in a competitive election, undoubtedly the reason why turnout was so high that year. The two mayoral elections prior to 2006 saw very little in the way of competition. In 2003, Mayor Clavelle won both the Progressive Party nomination and the Democratic Party nomination and won reelection easily. The 2006 mayoral election was the first mayoral contest since the early 1990s in which there was no incumbent running for reelection and a competitive election. Because it was competitive, we would expect turnout to be similar to the 1995 and 1999 elections, and it was. There is no indication from the turnout numbers that IRV increased voter turnout. Additionally, only 2% of those we polled said that they wouldn’t have voted if it “hadn’t been for the new voting system.”

IRV Exit Poll Results

The majority of Burlington residents liked IRV—63.4% of voters said they liked IRV while 17.9% disliked it and 18.7% did not have an opinion or didn’t know whether they liked it. When the results are broken down by educational level (see Figure 1) we found that those with a higher level of education were more likely to respond favorably to the use of IRV—70.2% of those with a postgraduate degree said that they liked IRV compared to 45.1% of those with a high school diploma or less.

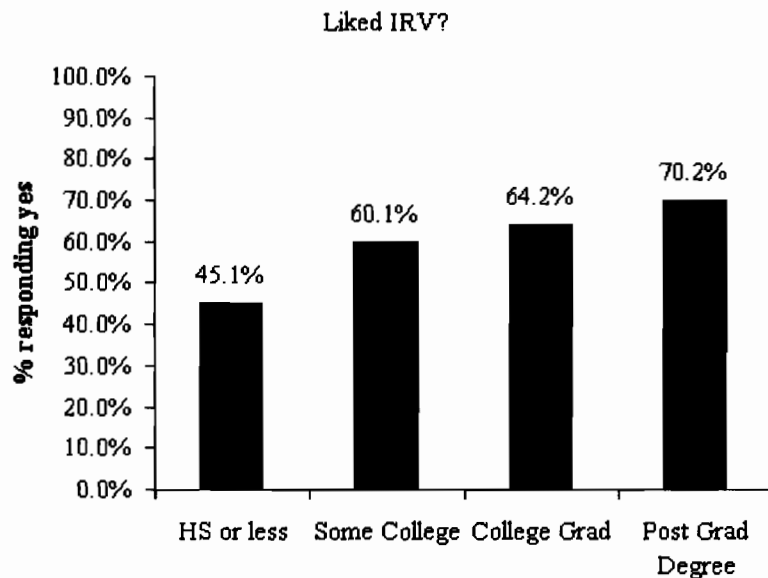


Figure 1: Preference for IRV by level of formal education.

Support for the new voting system also varied along party lines. Progressives liked IRV the most, at a rate of 80.3%. Democrats followed at a rate of 64.9%, and Republicans favored IRV the least, with just 36.5% saying they liked the new voting system while a plurality of Republicans, 47.8% did not like it. This finding, that Republicans were the group that liked IRV

the least, fits with the fact that voters for the Republican candidate Curley were the least likely to have ranked any candidates beyond their 1st choice.

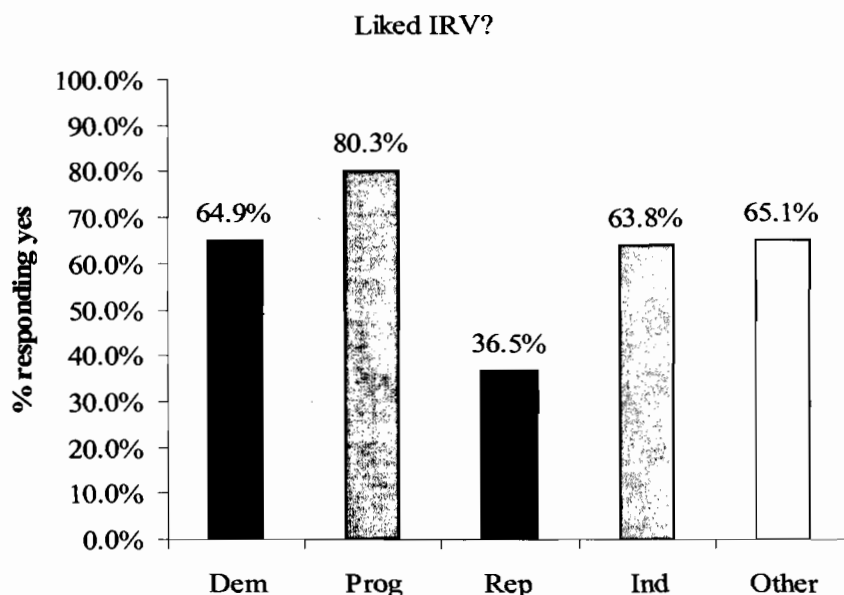


Figure 2: Liked IRV by partisanship

Respondents that said they either liked or disliked the IRV system were asked why they liked or disliked it in an open ended question. Of the respondents that answered that they liked IRV, 11.5% said the reason that they liked it was that it got rid of the spoiler effect, or the ability of a third party candidate to take votes away from a candidate otherwise more likely to win; 10.4% said that they liked IRV because it avoids a runoff; 9.1% said they liked it because allows greater political expression; 7.5% liked it because it was more democratic and legitimate; 7% liked it because it saves money; and, 6% liked it because they thought it was fairer (for full results of the open-ended question see Appendix A).

Of the respondents that did not like the IRV system, 16.4% said that it was too confusing; 10.7% said that they did not like change or did not see the reason for change; 5.7% wanted a runoff; and 3.8% felt it would not be as true of a vote.

In general most voters thought that IRV was a better way to express voting preferences—both theirs and voters’ in general—than the usual system (see Figure 3). Seventy-one percent of respondents agreed that IRV was “a better way to express my voting preferences than the usual system.” Sixty-nine percent agreed that with IRV “the election results will better reflect voter preferences than the usual system.”

Regarding any difficulty voters might have had with IRV, only 8.6% of voters said they found the ballot confusing. A little over 1/4th of voters agreed that they felt they “needed to know more about more of the candidates than [they] did for the usual way of voting.” And, 23.2% of voters agreed that “it would’ve been less confusing if the ballot just asked for my top 2 or 3 preferences rather than 5.”

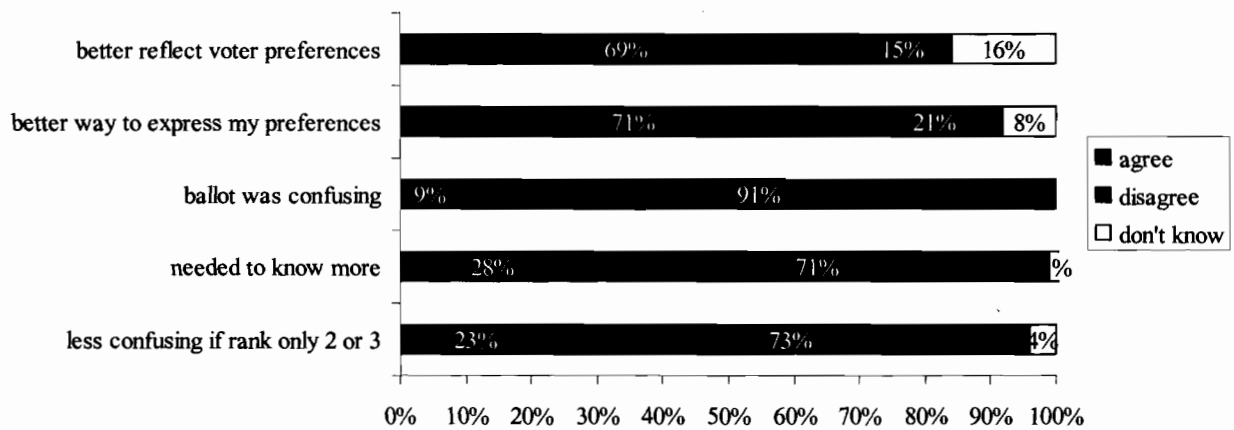


Figure 3: Specific Opinions on IRV

A majority of 58.3% of voters said that they would like to see the use of IRV in gubernatorial races in Vermont, whereas 28.2% would not want it used for electing Vermont’s governors. Again, as shown in Figure 3, Progressives were highly likely to favor the use of IRV for Gubernatorial races, at a rate of 81.2%. Democratic voters favored its use at 59.5%, while only 28.1% of Republican voters would like to see IRV used to elect Vermont’s Governor.

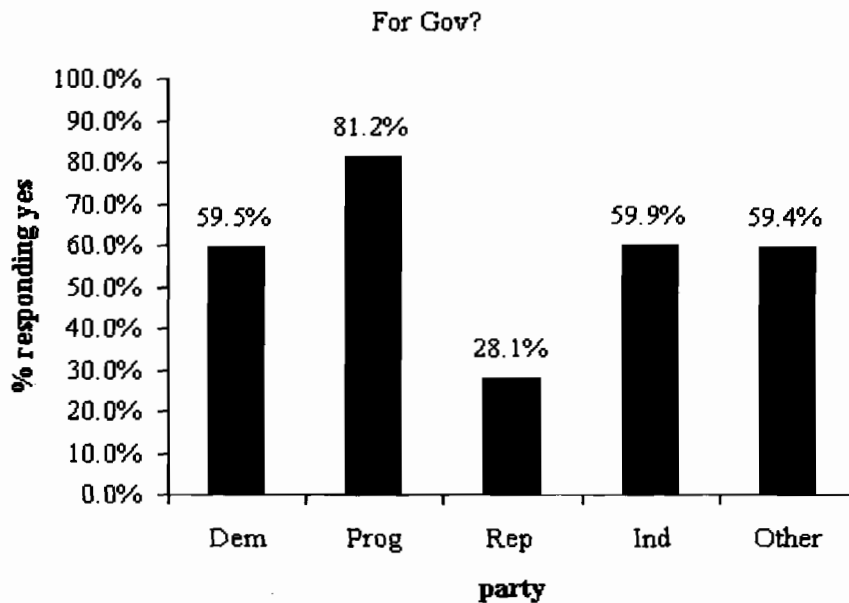


Figure 4: Percent by party answering “yes” to the question: Would you like to see the new system of ranking candidates used for the election of governor in Vermont?

Fewer voters supported the use of IRV for all statewide offices than favored it for gubernatorial elections—53.3% said that they would like to see it used for all statewide offices, whereas 31.9%

would not like to see IRV used in those elections. Approval for use in statewide elections also varied along party lines. As shown in Figure 5, 75.4% of Progressive voters favored its use statewide, and 52.5% of Democrats favored its usage. There were only 24.6% of Republican voters that wanted to see IRV used for all statewide elections.

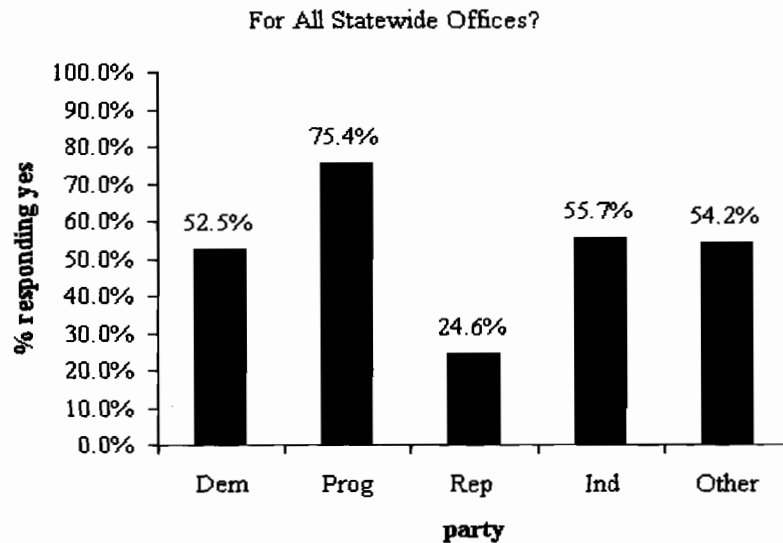


Figure 5: Percent by party answering “yes” to the question: Would you like to see the new system of ranking candidates used for the election of all statewide candidates in Vermont?

In terms of awareness of the new system, 90.4% of voters knew about the IRV system by the time they arrived at the polls. Of those who knew about it ahead of time 58.4% of these voters found out about the system from the news media, 9.3% from the city of Burlington and 12.7% from other sources. Voters with a higher level of education were more likely to know that the IRV system would be used before the election; 95.1% of those with a Post Graduate degree knew IRV would be used compared to 82.1% of those with a High School degree or less.

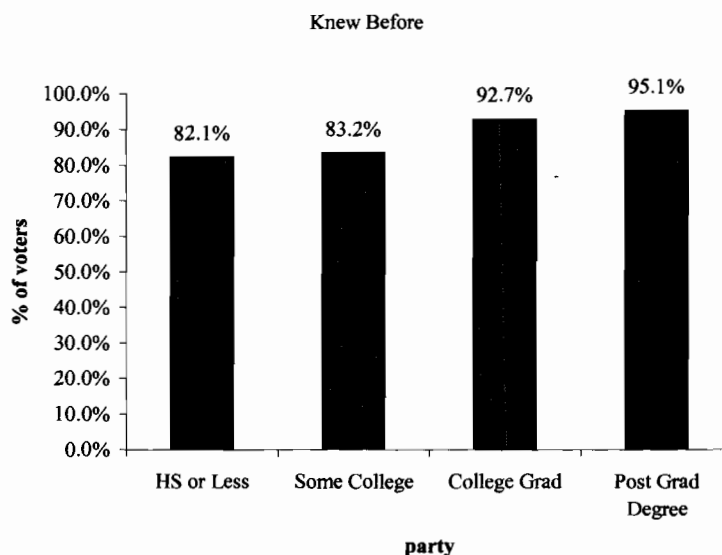


Figure 6: Knew about IRV before they arrived at the polling place

Educational levels also affected whether voters thought the ballot was confusing—14.5% of those with a high school degree or less thought the ballot was confusing while about ½ as many of college graduates thought it was confusing.

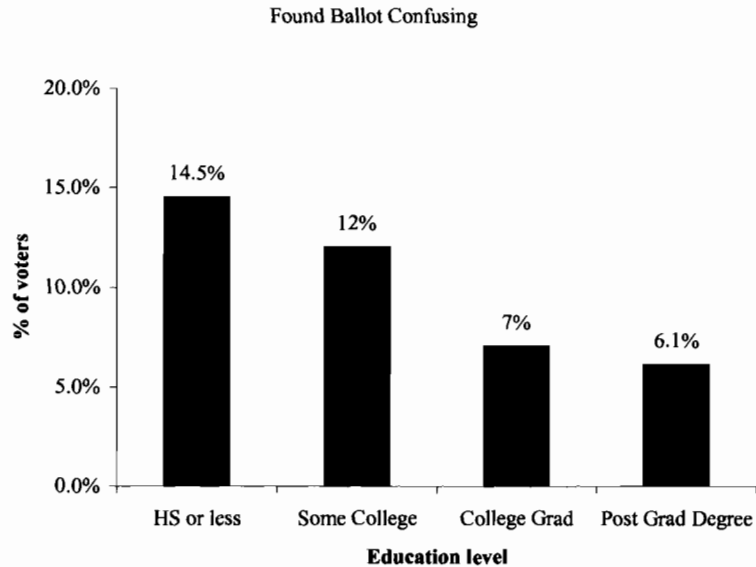


Figure 7: Percent who thought ballot was confusing by level of education

The relationship between education levels and awareness and understanding of the IRV ballot in our exit poll is similar to the findings of the exit poll conducted during San Francisco’s recent experience with IRV (see discussion above) and is one of the main concerns with this method of voting. As the experience of Florida in the 2000 presidential election demonstrated, certain voters are likely to have enough difficulty with complex ballots so that their votes do not end up counting. The percentages of people who were unaware of IRV or found the ballot confusing in the Burlington election were low even for the lowest levels of education (undoubtedly due to the City of Burlington’s effort to educate voters on IRV). The number of confused voters represented by those percentages, however, would be much greater in elections in larger cities or in statewide contests. Additionally, the higher level of voter turnout in statewide elections means that a larger proportion of the electorate would be composed of groups that, according to both our results and those of the San Francisco exit poll, had more difficulty with IRV, namely, those with lower levels of education. To illustrate, the percent of eligible voters casting ballots for governor in Vermont in 2004 was 65.1%²⁵ compared to the 30.3% turnout in the 2006 mayoral election in Burlington. Only 12% of voters in Burlington’s mayoral election had a high school degree or less, while 26% of voters in the 2004 presidential election had a high school degree or less.²⁶ Because they represent the group that had the most difficulty with IRV, a higher

²⁵ Vote data from Vermont Secretary of State (http://vermont-elections.org/elections1/2004_election_info.html), voting eligible population from United States Election project (<http://elections.gmu.edu/>).

²⁶ National exit polls conducted by the National Election Pool.

percentage of voters with a high school degree or less would undoubtedly inflate the percentage, as well as the number of those uninformed about IRV and/or confused by it. In other words, there is a good possibility that the difference among voters based on education levels would be intensified in an election with a higher voter turnout.

Conclusion

Burlington's experiment with Instant Runoff Voting appeared to go very well; however, the long term viability of IRV may be tested only through future use. Eight in ten voters ranked at least two of the candidates, 63.4% of the voters said that they liked the new system, and nearly 6 in 10 would like to see it used for the election of Vermont's governors. When compared to previous *competitive* elections for mayor in Burlington, there appeared to be no significant difference in voter turnout for Burlington's first use of IRV.

The exit poll results do, however, raise a couple of concerns about IRV. There appear to be both education and partisan differences in the reaction to IRV. The relative lack of awareness and confusion voiced by those with lower levels of education suggests that IRV has the potential to engender some inequities in the electoral process based on class. The partisan divide found on IRV in Burlington—Progressives and Democrats liking the system, Republicans disliking it—poses a problem for the perceived fairness of elections and the legitimacy of those elected. While a sound argument can be made that IRV functions in a manner to select candidates based on majority preferences, the minority party may see it as an unfair changing of the rules of the game that deprives them of a chance of winning when their opposition is in such disarray as to offer multiple candidates. Were any of the potential voting paradoxes discussed above to arise in an election (especially if a Republican candidate had the lead in the 1st round and lost after the second round) there would surely be attacks on the legitimacy of that election in the press. Then there will be a real test of the public's understanding of IRV.

Other questions remain to be answered regarding the effect of IRV elections. It is unknown how IRV affects campaigning. It may ensure more congenial elections since candidates would not want to alienate any potential 2nd place votes from supporters of their opponents. But, it could also make it so candidates play down their policy differences for the very same reason—not wanting to alienate any potential 2nd place votes—making it less clear to the voters what their choice really means in terms of governance. Nasty campaigning, it should also be noted, could simply go underground as it may have in the Burlington mayoral contest. It also remains to be seen how IRV affects voters' decisions. Despite claims of its supporters to the contrary, IRV does allow for, and even encourages strategic voting (as opposed to pure preference-based choices).²⁷ What voters' strategy would be and how it might differ from their calculus in the typical single-vote system used in the US is unknown, as is the way that such differences might affect the outcome of elections.

In the end, elections are about building governing majorities. IRV offers an opportunity to have an electoral majority without doing the hard work and compromise necessary to build it. How

²⁷ On strategic voting in preferential voting see William H. Riker and Peter C. Ordeshook, *An Introduction to Positive Political Theory*.

that dynamic might affect the ability of elected officials to govern is a whole other matter to be seen.

Completed by Anthony Gierzynski, Ph.D., Gabriela Bourne, Christopher Dunham, Geoffrey Frazier, Emily Kueffner, Brennan Leene, Stephanie Manosh, Eve Margolis, David McCabe, Ryan Whalen, and Joseph Winsby in response to a request by Representative David Zuckerman on April 27, 2006.

Appendix A

Hi, I am a UVM student conducting research for Vermont legislators and the secretary of state on voters' thoughts of the new voting system. Do you have a couple of minutes to answer a few questions about it? Your responses will be completely confidential.

So, today's mayoral election was different from those in the past because you were asked to rank your preferences for mayor as opposed to just voting for one candidate.

[A] Did you know before you came to vote today that you would be asked to rank your preferences for mayor as opposed to voting for just one?

90.4% Yes 9.6% No

[B] *If 'yes' to [A]:* How did you hear about the new voting system?

9.3% From the City of Burlington

2.0% From a candidate or political party

6.3% From friends

58.4% From the news media

12.7% other

11.2% form combination of sources

[C] In today's mayoral election there were 5 candidates on the ballot. In what order did you rank the candidates?

[Interviewer: put a number next to each candidate representing the respondent's ranking. If they don't remember how they ranked the candidate put an 'X' in the box. If they didn't rank candidate leave blank.]

1, 2, 3, 4, 5, X or blank

Louie "The Cowman" Beaudin

Kevin Curley, Republican

Bob Kiss, Progressive

Hinda Miller, Democrat

Loyal Ploof, Independent

Sample weighted by vote

[D] Overall, do you like the new voting method used for voting for mayor today better than the usual method of voting for one candidate?

63.4% Yes, like new method just used better

17.9% No, like usual method better

18.7% don't know/don't care/no opinion

[E] *[If 'yes' or 'no']* Why?

Reasons offered for liking new methods (includes responses only from those answering 'yes' to question D above):

11.5% eliminated the spoiler effect

10.8% offered no reason

10.4% avoids a runoff

9.1% allows greater political expression

7.5% majority rules, more democratic, legitimacy

- 7.0% it saves money
- 6.0% it is fairer
- 5.7% it makes more sense
- 5.4% it allows more competition
- 5.2% it allows for more candidates to run
- 4.5% it makes it faster
- 4.0% it shows a clear winner
- 3.5% it makes it easier
- 3.0% it allows them to vote their conscience
- 2.1% it allows for more control

Reasons offered for disliking the new methods (includes responses only from those answer 'no' to question D above):

- 16.4% it is too confusing
- 16.4% offered no reason
- 15.1% only voted once without ranking
- 5.7% don't like change
- 5.7% wanted a runoff
- 5.0% don't see reason for change
- 3.8% feel it will not be as true of a vote
- 3.1% feel it is not familiar
- 3.1% feel that it can be manipulated
- 3.1% feel forced to rank
- 3.1% feel that it is silly
- 3.1% feel that if you loose then you loose
- 2.5% the winner of the first round could loose

- [F] Would you have preferred a separate run-off election held at a later date between the 2 highest vote getters instead of the system used today?
 20.9% Yes 68% No 11% don't know

I'm going to read you a few statements about the voting for mayor today. Please tell me whether you agree or disagree with the statement.

- [G] It is a better way to express my voting preferences than the usual system.
 71.1% agree 20.8% disagree 8.2% don't know
- [H] The ballot was confusing.
 8.6% agree 90.6% disagree .8% don't know
- [I] I felt I needed to know more about more of the candidates than I did for the usual way of voting.
 27.5% agree 70.6% disagree 1.9% don't know
- [J] It would've been less confusing if the ballot just asked for my top 2 or 3 preferences rather than 5.
 23.2% agree 72.6% disagree 4.2% don't know
- [K] The election results will better reflect voter preferences than the usual system.
 69.2% agree 15.3% disagree 15.5% don't know
- [L] I wouldn't have voted today if it hadn't been for the new voting system
 2.1% agree 96.3% disagree 1.7% don't know

- [M] Would you like to see the new system of ranking candidates used for the election of governor in Vermont?
 58.3% Yes
 28.2% No
 13.5% don't know/don't care/no opinion

[N] Would you like to see the new system of ranking candidates used in Vermont for elections for all state-wide offices?

53.3% Yes

31.9% No

14.6% don't know/don't care/no opinion

Now, just a few background questions....

[O] To which age group do you belong?

8.2% 18-24 33.8% 45-59

38.5% 25-44 19.3% 60 and over

[P] What is your level of formal education?

1.1% Some high school

10.9% High school degree

18.5% Some college

36.0% Bachelors degree

33.5% Post graduate degree

[Q] No matter how you voted today, do you usually think of yourself as a:

33.8% Democrat 32.7% independent

11.5% Progressive 10.4% something else

11.2% Republican

[R] *Record person's gender*

49.8% Female 50.1% male

Appendix B

Instructions: Please read carefully.

1. Fill out the label on your envelop with your name and the polling place. Mark down the time you arrive and the time you leave.
2. Arrive at the polling place sometime in the first ½ hour of your time block.
3. When you arrive at the polling place, go inside and introduce yourself to the election officials. Tell them you are a UVM student wanting to conduct a study of voters' reaction to the instant run-off system for Vermont state legislators and the Secretary of State. Ask them to help you with understanding where you can stand to poll voters leaving the polling places. Technically, the rules state we have to be outside of:
 - (a) The area within a corridor extending fifteen (15) feet to each side of the designated primary access route and ending where the primary and access route reaches the city sidewalk; and
 - (b) The area within a thirty (30) foot radius of the front of the polling place drawn from the center point of the designated primary entrance door(s).
4. Start polling by asking for an interview with the first person who walks near you using the greeting/intro spelled out at the top of the survey. Slight modifications of the greeting are okay, the key think is to get in that
 - a. you are a UVM student
 - b. working on a research project of voters reaction to the new voting system
 - c. and that this is for Vermont state legislators and the secretary of state
5. When reading the survey questions to the voter, be sure to read them exactly as they appear. Read all response options except the "don't know, don't care, know opinion" option (we'll leave it to them to volunteer that option). Do not read anything that is in italics—that is for you.
6. Mark each answer they give in the box next to the response option.
 - a. When recording their response to the way they ranked the candidates use numbers for each candidate they ranked, if they didn't rank the candidate leave the box blank, if they ranked the candidate but didn't remember how they ranked them but an 'X' in the box.
 - b. For [E] write down what they say word-for-word as best as you are able.
7. If the voter refuses to answer a particular question, that is okay. Do not press them for an answer. Leave the responses unmarked and just move on to the next question.
8. After you complete each survey thank the respondent and then ask the next person who walks near you. It is **very important that you select your subjects by asking the next available person!** If you pick and choose whom you ask the survey results will be biased.
9. On the envelop containing your surveys keep track of how many voters refuse your request for an interview (you can use hash marks). Note anything you think we should know about the process on the envelope (anywhere), e.g., people were confused with question [X]...
10. When you have had 20 interviews (the number of forms you are provided with) you can go home.
11. Drop off the envelopes with your surveys at my office on Wednesday.

12. Instructions must be followed exactly in order to earn your extra credit.

If you have any problems or questions, I've arranged to be available via a cell phone; the number is 802-999-9339.

003
Addison
Addison-3

OFFICIAL VERMONT GENERAL ELECTION BALLOT
NOVEMBER 7, 2006

INSTRUCTIONS TO VOTERS

- Use BLACK PEN or PENCIL to fill in the oval.
- To vote for a person whose name is printed on the ballot, fill in the oval to the right of the name of that person.
- To vote for a person whose name is not printed on the ballot, write or stick his or her name in the blank space provided and fill in the oval to the right of the write-in line.
- Do not vote for more candidates than the "VOTE for NOT MORE THAN #" for an office.
- If you make a mistake, tear, or deface the ballot, return it to an election official and obtain another ballot. DO NOT ERASE.

FOR U.S. SENATOR Vote for not more than ONE	FOR SECRETARY OF STATE Vote for not more than ONE	FOR STATE REPRESENTATIVE Vote for not more than TWO
PETE DIAMONDSTONE Brattleboro Liberty Union <input type="radio"/>	DEB MARKOWITZ Montpelier Democratic <input type="radio"/>	GREGORY S. CLARK Vergennes Republican <input type="radio"/>
CRIS ERICSON Chester Independent <input type="radio"/>	CHERYL MOOMEY Essex Republican <input type="radio"/>	APRIL JIN Vergennes Progressive <input type="radio"/>
CRAIG HILL Montpelier Vermont Green <input type="radio"/>	BOOTS WARDINSKI Newbury Liberty Union <input type="radio"/>	DIANE LANPHER Vergennes Democratic <input type="radio"/>
PETER MOSS Fairfax Anti-Bushist Candidate <input type="radio"/>	(Write-in) <input type="radio"/>	LIZ MARKOWSKI Ferrisburgh Democratic <input type="radio"/>
BERNARD SANDERS Burlington Independent <input type="radio"/>	FOR AUDITOR OF ACCOUNTS Vote for not more than ONE	KITTY OXHOLM Vergennes Republican <input type="radio"/>
RICH TARRANT Colchester Republican <input type="radio"/>		(Write-in) <input type="radio"/>
(Write-in) <input type="radio"/>	MARTHA ABBOTT Underhill Progressive <input type="radio"/>	(Write-in) <input type="radio"/>
FOR REPRESENTATIVE TO CONGRESS Vote for not more than ONE	RANDY BROCK Swanton Republican <input type="radio"/>	FOR PROBATE JUDGE Vote for not more than ONE
CHRIS KARR East Montpelier We the People <input type="radio"/>	JERRY LEVY Brattleboro Liberty Union <input type="radio"/>	AMY B. DOUGLAS Shoreham Republican <input type="radio"/>
BRUCE R. MARSHALL Rochester Vermont Green <input type="radio"/>	THOMAS M. SALMON Rockingham Democratic <input type="radio"/>	ELEANOR "MISSE" SMITH Cornwall Democratic <input type="radio"/>
DENNIS MORRISSEAU Pawlet Impeach Bush Now <input type="radio"/>	(Write-in) <input type="radio"/>	(Write-in) <input type="radio"/>
JANE NEWTON Londonderry Liberty Union <input type="radio"/>	FOR ATTORNEY GENERAL Vote for not more than ONE	FOR ASSISTANT JUDGE Vote for not more than TWO
MARTHA RAINVILLE Williston Republican <input type="radio"/>	DENNIS CARVER East Montpelier Republican <input type="radio"/>	FRANK BROUGHTON Cornwall Republican <input type="radio"/>
KEITH STERN Springfield Independent <input type="radio"/>	ROSEMARIE JACKOWSKI Bennington Liberty Union <input type="radio"/>	BETSY GOSENS Salisbury Democratic <input type="radio"/>
JERRY TRUDELL Colchester Independent <input type="radio"/>	WILLIAM H. SORRELL Burlington Democratic <input type="radio"/>	JEFFREY E. MCDONOUGH Middlebury Democratic <input type="radio"/>
PETER WELCH Hartland Democratic <input type="radio"/>	(Write-in) <input type="radio"/>	(Write-in) <input type="radio"/>
(Write-in) <input type="radio"/>	FOR STATE SENATOR Vote for not more than TWO	(Write-in) <input type="radio"/>
FOR GOVERNOR Vote for not more than ONE	CLAIRE AYER Weybridge Democratic/Republican <input type="radio"/>	FOR STATE'S ATTORNEY Vote for not more than ONE
BENJAMIN CLARKE Winooski Vermont Localist <input type="radio"/>	HAROLD W. GIARD Bridport Democratic/Republican <input type="radio"/>	JOHN T. QUINN Weybridge Republican/Democratic <input type="radio"/>
JIM DOUGLAS Middlebury Republican <input type="radio"/>	(Write-in) <input type="radio"/>	(Write-in) <input type="radio"/>
CRIS ERICSON Chester Independent <input type="radio"/>	(Write-in) <input type="radio"/>	(Write-in) <input type="radio"/>
JIM HOGUE Calais Vermont Green <input type="radio"/>		FOR SHERIFF Vote for not more than ONE
SCUDDER PARKER Middlesex Democratic <input type="radio"/>		JAMES B. COONS Middlebury Republican/Democratic <input type="radio"/>
BOB SKOLD Springfield Liberty Union <input type="radio"/>		(Write-in) <input type="radio"/>
(Write-in) <input type="radio"/>		FOR HIGH BAILIFF Vote for not more than ONE
FOR LIEUTENANT GOVERNOR Vote for not more than ONE		DONALD M. KEELER, JR. Middlebury Republican/Democratic <input type="radio"/>
BRIAN E. DUBIE Essex Republican <input type="radio"/>		(Write-in) <input type="radio"/>
MATT DUNNE Hartland Democratic <input type="radio"/>		
MARY ALICE "MAL" HERBERT Putney Liberty Union <input type="radio"/>		
MARVIN MALEK Montpelier Progressive <input type="radio"/>		
(Write-in) <input type="radio"/>		
FOR STATE TREASURER Vote for not more than ONE		
V. MURRAY NGOIMA Pomfret Liberty Union <input type="radio"/>		
JEB SPAULDING Montpelier Democratic/Republican <input type="radio"/>		
(Write-in) <input type="radio"/>		
		TURN BALLOT OVER AND CONTINUE VOTING

ADDISON

**FOR JUSTICE OF
THE PEACE**

Vote for not more than SEVEN

ERWIN 'RED' CLARK
Republican

MARGORIE ELMORE
Republican

TOM FISHER
Republican

BEA JOCHUM
Republican

PAT MUNOFF
Republican

JEFFREY NELSON
Republican

STARR PHILLIPS
Republican

ELIZABETH E. PRATT
Democratic

(Write-in)

(Write-in)

(Write-in)

(Write-in)

(Write-in)

(Write-in)

(Write-in)

**YOU HAVE NOW
COMPLETED VOTING**

003
Addison
Addison-3

OFFICIAL VERMONT GENERAL ELECTION BALLOT
NOVEMBER 7, 2006

INSTRUCTIONS TO VOTERS

- Use BLACK PEN or PENCIL to fill in the oval.
- To vote for a person whose name is printed on the ballot, fill in the oval to the right of the name of that person.
- To vote for a person whose name is not printed on the ballot, write or stick his or her name in the blank space provided and fill in the oval to the right of the write-in line.
- Do not vote for more candidates than the "VOTE for NOT MORE THAN #" for an office.
- If you make a mistake, tear, or deface the ballot, return it to an election official and obtain another ballot. DO NOT ERASE.

FOR U.S. SENATOR
Vote for not more than ONE

PETE DIAMONDSTONE
Brattleboro Liberty Union

CRIS ERICSON
Chester Independent

CRAIG HILL
Montpelier Vermont Green

PETER MOSS
Fairfax Anti-Bushist Candidate

BERNARD SANDERS
Burlington Independent

RICH TARRANT
Colchester Republican

(Write-in)

FOR REPRESENTATIVE TO CONGRESS
Vote for not more than ONE

CHRIS KARR
East Montpelier We the People

BRUCE R. MARSHALL
Rochester Vermont Green

DENNIS MORRISSEAU
Pawlet Impeach Bush Now

JANE NEWTON
Londonderry Liberty Union

MARTHA RAINVILLE
Williston Republican

KEITH STERN
Springfield Independent

JERRY TRUDELL
Colchester Independent

PETER WELCH
Hartland Democratic

(Write-in)

FOR GOVERNOR
Vote for not more than ONE

- Fill in the number 1 oval (1) to the right of your 1st choice candidate.
- You may rank as many or as few candidates as you wish.
- To select a 2nd choice, fill in the number 2 oval (2) to the right of that candidate.
- To select a 3rd choice, fill in the number 3 oval (3) to the right of that candidate, and so on.
- Fill in no more than one oval per candidate.
- Fill in no more than one oval per column.

	1st Choice	2nd Choice	3rd Choice	4th Choice	5th Choice	6th Choice
BENJAMIN CLARKE Winooski Vermont Localist	(1)	(2)	(3)	(4)	(5)	(6)
JIM DOUGLAS Middlebury Republican	(1)	(2)	(3)	(4)	(5)	(6)
CRIS ERICSON Chester Independent	(1)	(2)	(3)	(4)	(5)	(6)
JIM HOGUE Calaix Vermont Green	(1)	(2)	(3)	(4)	(5)	(6)
SCUDDER PARKER Middlesex Democratic	(1)	(2)	(3)	(4)	(5)	(6)
BOB SKOLD Springfield Liberty Union	(1)	(2)	(3)	(4)	(5)	(6)
(Write-in)	(1)	(2)	(3)	(4)	(5)	(6)

No more than one oval per column No more than one oval per candidate

FOR LIEUTENANT GOVERNOR
Vote for not more than ONE

- Fill in the number 1 oval (1) to the right of your 1st choice candidate.
- You may rank as many or as few candidates as you wish.
- To select a 2nd choice, fill in the number 2 oval (2) to the right of that candidate.
- To select a 3rd choice, fill in the number 3 oval (3) to the right of that candidate, and so on.
- Fill in no more than one oval per candidate.
- Fill in no more than one oval per column.

	1st Choice	2nd Choice	3rd Choice	4th Choice
BRIAN E. DUBIE Essex Republican	(1)	(2)	(3)	(4)
MATT DUNNE Hartland Democratic	(1)	(2)	(3)	(4)
MARY ALICE "MAL" HERBERT Putney Liberty Union	(1)	(2)	(3)	(4)
MARVIN MALEK Montpelier Progressive	(1)	(2)	(3)	(4)
(Write-in)	(1)	(2)	(3)	(4)

No more than one oval per column No more than one oval per candidate

**TURN BALLOT OVER
AND CONTINUE VOTING**

<p>FOR STATE TREASURER Vote for not more than ONE</p>	<p>FOR STATE REPRESENTATIVE Vote for not more than TWO</p>	<p>FOR JUSTICE OF THE PEACE Vote for not more than SEVEN</p>
<p>V. MURRAY NGOIMA Pomfret Liberty Union <input type="radio"/></p>	<p>GREGORY S. CLARK Vergennes Republican <input type="radio"/></p>	<p>ERWIN 'RED' CLARK Republican <input type="radio"/></p>
<p>JEB SPAULDING Montpelier Democratic/Republican <input type="radio"/></p>	<p>APRIL JIN Vergennes Progressive <input type="radio"/></p>	<p>MARGORIE ELMORE Republican <input type="radio"/></p>
<p>(Write-in) <input type="radio"/></p>	<p>DIANE LANPHER Vergennes Democratic <input type="radio"/></p>	<p>TOM FISHER Republican <input type="radio"/></p>
<p>FOR SECRETARY OF STATE Vote for not more than ONE</p>	<p>LIZ MARKOWSKI Ferrisburgh Democratic <input type="radio"/></p>	<p>BEA JOCHUM Republican <input type="radio"/></p>
<p>DEB MARKOWITZ Montpelier Democratic <input type="radio"/></p>	<p>KITTY OXHOLM Vergennes Republican <input type="radio"/></p>	<p>PAT MUNOFF Republican <input type="radio"/></p>
<p>CHERYL MOOMEY Essex Republican <input type="radio"/></p>	<p>(Write-in) <input type="radio"/></p>	<p>JEFFREY NELSON Republican <input type="radio"/></p>
<p>BOOTS WARDINSKI Newbury Liberty Union <input type="radio"/></p>	<p>(Write-in) <input type="radio"/></p>	<p>STARR PHILLIPS Republican <input type="radio"/></p>
<p>(Write-in) <input type="radio"/></p>	<p>FOR PROBATE JUDGE Vote for not more than ONE</p>	<p>ELIZABETH E. PRATT Democratic <input type="radio"/></p>
<p>FOR AUDITOR OF ACCOUNTS Vote for not more than ONE</p>	<p>AMY B. DOUGLAS Shoreham Republican <input type="radio"/></p>	<p>(Write-in) <input type="radio"/></p>
<p>MARTHA ABBOTT Underhill Progressive <input type="radio"/></p>	<p>ELEANOR "MISSE" SMITH Cornwall Democratic <input type="radio"/></p>	<p>(Write-in) <input type="radio"/></p>
<p>RANDY BROCK Swanton Republican <input type="radio"/></p>	<p>(Write-in) <input type="radio"/></p>	<p>(Write-in) <input type="radio"/></p>
<p>JERRY LEVY Brattleboro Liberty Union <input type="radio"/></p>	<p>FOR ASSISTANT JUDGE Vote for not more than TWO</p>	<p>(Write-in) <input type="radio"/></p>
<p>THOMAS M. SALMON Rockingham Democratic <input type="radio"/></p>	<p>FRANK BROUGHTON Cornwall Republican <input type="radio"/></p>	<p>(Write-in) <input type="radio"/></p>
<p>(Write-in) <input type="radio"/></p>	<p>BETSY GOSENS Salisbury Democratic <input type="radio"/></p>	<p>(Write-in) <input type="radio"/></p>
<p>FOR ATTORNEY GENERAL Vote for not more than ONE</p>	<p>JEFFREY E. MCDONOUGH Middlebury Democratic <input type="radio"/></p>	<p>(Write-in) <input type="radio"/></p>
<p>DENNIS CARVER East Montpelier Republican <input type="radio"/></p>	<p>(Write-in) <input type="radio"/></p>	<p>(Write-in) <input type="radio"/></p>
<p>ROSEMARIE JACKOWSKI Bennington Liberty Union <input type="radio"/></p>	<p>FOR STATE'S ATTORNEY Vote for not more than ONE</p>	<p>(Write-in) <input type="radio"/></p>
<p>WILLIAM H. SORRELL Burlington Democratic <input type="radio"/></p>	<p>JOHN T. QUINN Weybridge Republican/Democratic <input type="radio"/></p>	<p>(Write-in) <input type="radio"/></p>
<p>(Write-in) <input type="radio"/></p>	<p>(Write-in) <input type="radio"/></p>	<p>(Write-in) <input type="radio"/></p>
<p>FOR STATE SENATOR Vote for not more than TWO</p>	<p>FOR SHERIFF Vote for not more than ONE</p>	<p>YOU HAVE NOW COMPLETED VOTING</p>
<p>CLAIRE AYER Weybridge Democratic/Republican <input type="radio"/></p>	<p>JAMES B. COONS Middlebury Republican/Democratic <input type="radio"/></p>	<p>(Write-in) <input type="radio"/></p>
<p>HAROLD W. GIARD Bridport Democratic/Republican <input type="radio"/></p>	<p>(Write-in) <input type="radio"/></p>	<p>(Write-in) <input type="radio"/></p>
<p>(Write-in) <input type="radio"/></p>	<p>FOR HIGH BAILIFF Vote for not more than ONE</p>	<p>(Write-in) <input type="radio"/></p>
<p>(Write-in) <input type="radio"/></p>	<p>DONALD M. KEELER, JR. Middlebury Republican/Democratic <input type="radio"/></p>	<p>(Write-in) <input type="radio"/></p>
<p>(Write-in) <input type="radio"/></p>	<p>(Write-in) <input type="radio"/></p>	<p>(Write-in) <input type="radio"/></p>
<p>(Write-in) <input type="radio"/></p>	<p>(Write-in) <input type="radio"/></p>	<p>(Write-in) <input type="radio"/></p>
<p>(Write-in) <input type="radio"/></p>	<p>(Write-in) <input type="radio"/></p>	<p>(Write-in) <input type="radio"/></p>
<p>(Write-in) <input type="radio"/></p>	<p>(Write-in) <input type="radio"/></p>	<p>(Write-in) <input type="radio"/></p>
<p>(Write-in) <input type="radio"/></p>	<p>(Write-in) <input type="radio"/></p>	<p>(Write-in) <input type="radio"/></p>
<p>(Write-in) <input type="radio"/></p>	<p>(Write-in) <input type="radio"/></p>	<p>(Write-in) <input type="radio"/></p>
<p>(Write-in) <input type="radio"/></p>	<p>(Write-in) <input type="radio"/></p>	<p>(Write-in) <input type="radio"/></p>
<p>(Write-in) <input type="radio"/></p>	<p>(Write-in) <input type="radio"/></p>	<p>(Write-in) <input type="radio"/></p>
<p>(Write-in) <input type="radio"/></p>	<p>(Write-in) <input type="radio"/></p>	<p>(Write-in) <input type="radio"/></p>
<p>(Write-in) <input type="radio"/></p>	<p>(Write-in) <input type="radio"/></p>	<p>(Write-in) <input type="radio"/></p>
<p>(Write-in) <input type="radio"/></p>	<p>(Write-in) <input type="radio"/></p>	<p>(Write-in) <input type="radio"/></p>
<p>(Write-in) <input type="radio"/></p>	<p>(Write-in) <input type="radio"/></p>	<p>(Write-in) <input type="radio"/></p>
<p>(Write-in) <input type="radio"/></p>	<p>(Write-in) <input type="radio"/></p>	<p>(Write-in) <input type="radio"/></p>
<p>(Write-in) <input type="radio"/></p>	<p>(Write-in) <input type="radio"/></p>	<p>(Write-in) <input type="radio"/></p>
<p>(Write-in) <input type="radio"/></p>	<p>(Write-in) <input type="radio"/></p>	<p>(Write-in) <input type="radio"/></p>
<p>(Write-in) <input type="radio"/></p>	<p>(Write-in) <input type="radio"/></p>	<p>(Write-in) <input type="radio"/></p>
<p>(Write-in) <input type="radio"/></p>	<p>(Write-in) <input type="radio"/></p>	<p>(Write-in) <input type="radio"/></p>

003
Addison
Addison-3

OFFICIAL VERMONT GENERAL ELECTION BALLOT
NOVEMBER 7, 2006

INSTRUCTIONS TO VOTERS

- Use BLACK PEN or PENCIL to fill in the oval.
- To vote for a person whose name is printed on the ballot, fill in the oval to the right of the name of that person.
- To vote for a person whose name is not printed on the ballot, write or stick his or her name in the blank space provided and fill in the oval to the right of the write-in line.
- Do not vote for more candidates than the "VOTE for NOT MORE THAN #" for an office.
- If you make a mistake, tear, or deface the ballot, return it to an election official and obtain another ballot. DO NOT ERASE.

FOR U.S. SENATOR
Vote for not more than ONE

PETE DIAMONDSTONE
Brattleboro Liberty Union

CRIS ERICSON
Chester Independent

CRAIG HILL
Montpelier Vermont Green

PETER MOSS
Fairfax Anti-Bushist Candidate

BERNARD SANDERS
Burlington Independent

RICH TARRANT
Colchester Republican

(Write-in)

FOR REPRESENTATIVE TO CONGRESS
Vote for not more than ONE

CHRIS KARR
East Montpelier We the People

BRUCE R. MARSHALL
Rochester Vermont Green

DENNIS MORRISSEAU
Pawlet Impeach Bush Now

JANE NEWTON
Londonderry Liberty Union

MARTHA RAINVILLE
Williston Republican

KEITH STERN
Springfield Independent

JERRY TRUDELL
Colchester Independent

PETER WELCH
Hartland Democratic

(Write-in)

FOR GOVERNOR
Vote for not more than ONE

- Fill in the number 1 oval (1) to the right of your 1st choice candidate.
- You may rank as many or as few candidates as you wish.
- To select a 2nd choice, fill in the number 2 oval (2) to the right of that candidate.
- To select a 3rd choice, fill in the number 3 oval (3) to the right of that candidate, and so on.
- Fill in no more than one oval per candidate.
- Fill in no more than one oval per column.

	1st Choice	2nd Choice	3rd Choice	4th Choice	5th Choice	6th Choice
BENJAMIN CLARKE Winooski Vermont Localist	(1)	(2)	(3)	(4)	(5)	(6)
JIM DOUGLAS Middlebury Republican	(1)	(2)	(3)	(4)	(5)	(6)
CRIS ERICSON Chester Independent	(1)	(2)	(3)	(4)	(5)	(6)
JIM HOGUE Calais Vermont Green	(1)	(2)	(3)	(4)	(5)	(6)
SCUDDER PARKER Middlesex Democratic	(1)	(2)	(3)	(4)	(5)	(6)
BOB SKOLD Springfield Liberty Union	(1)	(2)	(3)	(4)	(5)	(6)
(Write-in)	(1)	(2)	(3)	(4)	(5)	(6)

No more than one oval per column No more than one oval per candidate

FOR LIEUTENANT GOVERNOR
Vote for not more than ONE

- Fill in the number 1 oval (1) to the right of your 1st choice candidate.
- You may rank as many or as few candidates as you wish.
- To select a 2nd choice, fill in the number 2 oval (2) to the right of that candidate.
- To select a 3rd choice, fill in the number 3 oval (3) to the right of that candidate, and so on.
- Fill in no more than one oval per candidate.
- Fill in no more than one oval per column.

	1st Choice	2nd Choice	3rd Choice	4th Choice
BRIAN E. DUBIE Essex Republican	(1)	(2)	(3)	(4)
MATT DUNNE Hartland Democratic	(1)	(2)	(3)	(4)
MARY ALICE "MAL" HERBERT Putney Liberty Union	(1)	(2)	(3)	(4)
MARVIN MALEK Montpelier Progressive	(1)	(2)	(3)	(4)
(Write-in)	(1)	(2)	(3)	(4)

No more than one oval per column No more than one oval per candidate

TURN BALLOT OVER
AND CONTINUE VOTING

FOR STATE TREASURER

Vote for not more than ONE

- Fill in the number 1 oval (1) to the right of your 1st choice candidate.
- You may rank as many or as few candidates as you wish.
- To select a 2nd choice, fill in the number 2 oval (2) to the right of that candidate.
- To select a 3rd choice, fill in the number 3 oval (3) to the right of that candidate, and so on.
- Fill in no more than one oval per candidate.
- Fill in no more than one oval per column.

	1st Choice	2nd Choice
V. MURRAY NGOIMA Pomfret Liberty Union	(1)	(2)
JEB SPAULDING Montpelier Democratic/Republican	(1)	(2)
(Write-in)	(1)	(2)

No more than one oval per column No more than one oval per candidate

FOR STATE REPRESENTATIVE

Vote for not more than TWO

GREGORY S. CLARK Vergennes Republican	<input type="radio"/>
APRIL JIN Vergennes Progressive	<input type="radio"/>
DIANE LANPHER Vergennes Democratic	<input type="radio"/>
LIZ MARKOWSKI Ferrisburgh Democratic	<input type="radio"/>
KITTY OXHOLM Vergennes Republican	<input type="radio"/>
(Write-in)	<input type="radio"/>
(Write-in)	<input type="radio"/>

FOR PROBATE JUDGE

Vote for not more than ONE

AMY B. DOUGLAS Shoreham Republican	<input type="radio"/>
ELEANOR "MISSE" SMITH Cornwall Democratic	<input type="radio"/>
(Write-in)	<input type="radio"/>

FOR ASSISTANT JUDGE

Vote for not more than TWO

FRANK BROUGHTON Cornwall Republican	<input type="radio"/>
BETSY GOSSENS Salisbury Democratic	<input type="radio"/>
JEFFREY E. MCDONOUGH Middlebury Democratic	<input type="radio"/>
(Write-in)	<input type="radio"/>
(Write-in)	<input type="radio"/>

FOR STATE'S ATTORNEY

Vote for not more than ONE

JOHN T. QUINN Weybridge Republican/Democratic	<input type="radio"/>
(Write-in)	<input type="radio"/>

FOR SHERIFF

Vote for not more than ONE

JAMES B. COONS Middlebury Republican/Democratic	<input type="radio"/>
(Write-in)	<input type="radio"/>

FOR HIGH BAILIFF

Vote for not more than ONE

DONALD M. KEELER, JR. Middlebury Republican/Democratic	<input type="radio"/>
(Write-in)	<input type="radio"/>

FOR SECRETARY OF STATE

Vote for not more than ONE

DEB MARKOWITZ Montpelier Democratic	<input type="radio"/>
CHERYL MOOMEY Essex Republican	<input type="radio"/>
BOOTS WARDINSKI Newbury Liberty Union	<input type="radio"/>
(Write-in)	<input type="radio"/>

FOR AUDITOR OF ACCOUNTS

Vote for not more than ONE

MARTHA ABBOTT Underhill Progressive	<input type="radio"/>
RANDY BROCK Swanton Republican	<input type="radio"/>
JERRY LEVY Brattleboro Liberty Union	<input type="radio"/>
THOMAS M. SALMON Rockingham Democratic	<input type="radio"/>
(Write-in)	<input type="radio"/>

FOR ATTORNEY GENERAL

Vote for not more than ONE

DENNIS CARVER East Montpelier Republican	<input type="radio"/>
ROSEMARIE JACKOWSKI Bennington Liberty Union	<input type="radio"/>
WILLIAM H. SORRELL Burlington Democratic	<input type="radio"/>
(Write-in)	<input type="radio"/>

FOR STATE SENATOR

Vote for not more than TWO

CLAIRE AYER Weybridge Democratic/Republican	<input type="radio"/>
HAROLD W. GIARD Bridport Democratic/Republican	<input type="radio"/>
(Write-in)	<input type="radio"/>
(Write-in)	<input type="radio"/>

PLEASE GO TO THE NEXT PAGE

ADDISON

**FOR JUSTICE OF
THE PEACE**
Vote for not more than SEVEN

ERWIN 'RED' CLARK Republican

MARGORIE ELMORE Republican

TOM FISHER Republican

BEA JOCHUM Republican

PAT MUNOFF Republican

JEFFREY NELSON Republican

STARR PHILLIPS Republican

ELIZABETH E. PRATT Democratic

(Write-in)

(Write-in)

(Write-in)

(Write-in)

(Write-in)

(Write-in)

(Write-in)

**YOU HAVE NOW
COMPLETED VOTING**

OFFICIAL VERMONT GENERAL ELECTION BALLOT
NOVEMBER 7, 2006

INSTRUCTIONS TO VOTERS

- Use BLACK PEN or PENCIL to fill in the oval.
- To vote for a person whose name is printed on the ballot, fill in the oval ● to the right of the name of that person.
- To vote for a person whose name is not printed on the ballot, write or stick his or her name in the blank space provided and fill in the oval ● to the right of the write-in line.
- Do not vote for more candidates than the "VOTE for NOT MORE THAN #" for an office.
- If you make a mistake, tear, or deface the ballot, return it to an election official and obtain another ballot. DO NOT ERASE.

FOR U.S. SENATOR

Vote for not more than ONE

- Fill in the number 1 oval ① to the right of your 1st choice candidate.
- You may rank as many or as few candidates as you wish.
- To select a 2nd choice, fill in the number 2 oval ② to the right of that candidate.
- To select a 3rd choice, fill in the number 3 oval ③ to the right of that candidate, and so on.
- Fill in no more than one oval per candidate.
- Fill in no more than one oval per column.

		1st Choice	2nd Choice	3rd Choice	4th Choice	5th Choice	6th Choice
PETE DIAMONDSTONE Brattleboro	Liberty Union	①	②	③	④	⑤	⑥
CRIS ERICSON Chester	Independent	①	②	③	④	⑤	⑥
CRAIG HILL Montpelier	Vermont Green	①	②	③	④	⑤	⑥
PETER MOSS Fairfax	Anti-Bushist Candidate	①	②	③	④	⑤	⑥
BERNARD SANDERS Burlington	Independent	①	②	③	④	⑤	⑥
RICH TARRANT Colchester	Republican	①	②	③	④	⑤	⑥
	Write-in	①	②	③	④	⑤	⑥

No more than one oval per column No more than one oval per candidate

FOR REPRESENTATIVE TO CONGRESS

Vote for not more than ONE

- Fill in the number 1 oval ① to the right of your 1st choice candidate.
- You may rank as many or as few candidates as you wish.
- To select a 2nd choice, fill in the number 2 oval ② to the right of that candidate.
- To select a 3rd choice, fill in the number 3 oval ③ to the right of that candidate, and so on.
- Fill in no more than one oval per candidate.
- Fill in no more than one oval per column.

		1st Choice	2nd Choice	3rd Choice	4th Choice	5th Choice	6th Choice	7th Choice	8th Choice
CHRIS KARR East Montpelier	We the People	①	②	③	④	⑤	⑥	⑦	⑧
BRUCE R. MARSHALL Rochester	Vermont Green	①	②	③	④	⑤	⑥	⑦	⑧
DENNIS MORRISSEAU Pawlet	Impeach Bush Now	①	②	③	④	⑤	⑥	⑦	⑧
JANE NEWTON Londonderry	Liberty Union	①	②	③	④	⑤	⑥	⑦	⑧
MARTHA RAINVILLE Williston	Republican	①	②	③	④	⑤	⑥	⑦	⑧
KEITH STERN Springfield	Independent	①	②	③	④	⑤	⑥	⑦	⑧
JERRY TRUDELL Colchester	Independent	①	②	③	④	⑤	⑥	⑦	⑧
PETER WELCH Hartland	Democratic	①	②	③	④	⑤	⑥	⑦	⑧
	(Write-in)	①	②	③	④	⑤	⑥	⑦	⑧

No more than one oval per column No more than one oval per candidate

TURN BALLOT OVER
AND CONTINUE VOTING

FOR GOVERNOR

Vote for not more than ONE

- Fill in the number 1 oval (1) to the right of your 1st choice candidate.
- You may rank as many or as few candidates as you wish.
- To select a 2nd choice, fill in the number 2 oval (2) to the right of that candidate.
- To select a 3rd choice, fill in the number 3 oval (3) to the right of that candidate, and so on.
- Fill in no more than one oval per candidate.
- Fill in no more than one oval per column.

		1st Choice	2nd Choice	3rd Choice	4th Choice	5th Choice	6th Choice
BENJAMIN CLARKE Winooski	Vermont Localist	(1)	(2)	(3)	(4)	(5)	(6)
JIM DOUGLAS Middlebury	Republican	(1)	(2)	(3)	(4)	(5)	(6)
CRIS ERICSON Chester	Independent	(1)	(2)	(3)	(4)	(5)	(6)
JIM HOGUE Calais	Vermont Green	(1)	(2)	(3)	(4)	(5)	(6)
SCUDDER PARKER Middlesex	Democratic	(1)	(2)	(3)	(4)	(5)	(6)
BOB SKOLD Springfield	Liberty Union	(1)	(2)	(3)	(4)	(5)	(6)
	Write-in	(1)	(2)	(3)	(4)	(5)	(6)

No more than one oval per column No more than one oval per candidate

FOR LIEUTENANT GOVERNOR

Vote for not more than ONE

- Fill in the number 1 oval (1) to the right of your 1st choice candidate.
- You may rank as many or as few candidates as you wish.
- To select a 2nd choice, fill in the number 2 oval (2) to the right of that candidate.
- To select a 3rd choice, fill in the number 3 oval (3) to the right of that candidate, and so on.
- Fill in no more than one oval per candidate.
- Fill in no more than one oval per column.

		1st Choice	2nd Choice	3rd Choice	4th Choice
BRIAN E. DUBIE Essex	Republican	(1)	(2)	(3)	(4)
MATT DUNNE Hartland	Democratic	(1)	(2)	(3)	(4)
MARY ALICE "MAL" HERBERT Putney	Liberty Union	(1)	(2)	(3)	(4)
MARVIN MALEK Montpelier	Progressive	(1)	(2)	(3)	(4)
	(Write-in)	(1)	(2)	(3)	(4)

No more than one oval per column No more than one oval per candidate

**PLEASE GO TO THE NEXT
PAGE TO CONTINUE VOTING**

FOR STATE TREASURER

Vote for not more than ONE

- Fill in the number 1 oval (1) to the right of your 1st choice candidate.
- You may rank as many or as few candidates as you wish.
- To select a 2nd choice, fill in the number 2 oval (2) to the right of that candidate.
- To select a 3rd choice, fill in the number 3 oval (3) to the right of that candidate, and so on.
- Fill in no more than one oval per candidate.
- Fill in no more than one oval per column.

		1st Choice	2nd Choice
V. MURRAY NGOIMA Pomfret	Liberty Union	(1)	(2)
JEB SPAULDING Montpelier	Democratic/Republican	(1)	(2)
	Write-in	(1)	(2)

No more than one oval per column. No more than one oval per candidate.

FOR SECRETARY OF STATE

Vote for not more than ONE

- Fill in the number 1 oval (1) to the right of your 1st choice candidate.
- You may rank as many or as few candidates as you wish.
- To select a 2nd choice, fill in the number 2 oval (2) to the right of that candidate.
- To select a 3rd choice, fill in the number 3 oval (3) to the right of that candidate, and so on.
- Fill in no more than one oval per candidate.
- Fill in no more than one oval per column.

		1st Choice	2nd Choice	3rd Choice
DEB MARKOWITZ Montpelier	Democratic	(1)	(2)	(3)
CHERYL MOOMEY Essex	Republican	(1)	(2)	(3)
BOOTS WARDINSKI Newbury	Liberty Union	(1)	(2)	(3)
	(Write-in)	(1)	(2)	(3)

No more than one oval per column. No more than one oval per candidate.

**TURN BALLOT OVER
AND CONTINUE VOTING**

FOR AUDITOR OF ACCOUNTS

Vote for not more than ONE

- Fill in the number 1 oval (1) to the right of your 1st choice candidate.
- You may rank as many or as few candidates as you wish.
- To select a 2nd choice, fill in the number 2 oval (2) to the right of that candidate.
- To select a 3rd choice, fill in the number 3 oval (3) to the right of that candidate, and so on.
- Fill in no more than one oval per candidate.
- Fill in no more than one oval per column.

		1st Choice	2nd Choice	3rd Choice	4th Choice
MARTHA ABBOTT Underhill	Progressive	(1)	(2)	(3)	(4)
RANDY BROCK Swanton	Republican	(1)	(2)	(3)	(4)
JERRY LEVY Brattleboro	Liberty Union	(1)	(2)	(3)	(4)
THOMAS M. SALMON Rockingham	Democratic	(1)	(2)	(3)	(4)
	Write-in	(1)	(2)	(3)	(4)

No more than one oval per column No more than one oval per candidate

FOR ATTORNEY GENERAL

Vote for not more than ONE

- Fill in the number 1 oval (1) to the right of your 1st choice candidate.
- You may rank as many or as few candidates as you wish.
- To select a 2nd choice, fill in the number 2 oval (2) to the right of that candidate.
- To select a 3rd choice, fill in the number 3 oval (3) to the right of that candidate, and so on.
- Fill in no more than one oval per candidate.
- Fill in no more than one oval per column.

		1st Choice	2nd Choice	3rd Choice
DENNIS CARVER East Montpelier	Republican	(1)	(2)	(3)
ROSEMARIE JACKOWSKI Bennington	Liberty Union	(1)	(2)	(3)
WILLIAM H. SORRELL Burlington	Democratic	(1)	(2)	(3)
	(Write-in)	(1)	(2)	(3)

No more than one oval per column No more than one oval per candidate

**PLEASE GO TO THE NEXT
PAGE TO CONTINUE VOTING**

ADDISON

FOR STATE SENATOR
Vote for not more than TWO

CLAIRE AYER
Weybridge Democratic/Republican

HAROLD W. GIARD
Bridport Democratic/Republican

(Write-in)

(Write-in)

FOR STATE REPRESENTATIVE
Vote for not more than TWO

GREGORY S. CLARK
Vergennes Republican

APRIL JIN
Vergennes Progressive

DIANE LANPHER
Vergennes Democratic

LIZ MARKOWSKI
Ferrisburgh Democratic

KITTY OXHOLM
Vergennes Republican

(Write-in)

(Write-in)

FOR PROBATE JUDGE
Vote for not more than ONE

AMY B. DOUGLAS
Shoreham Republican

ELEANOR "MISSE" SMITH
Cornwall Democratic

(Write-in)

FOR ASSISTANT JUDGE
Vote for not more than TWO

FRANK BROUGHTON
Cornwall Republican

BETSY GOSSENS
Salisbury Democratic

JEFFREY E. MCDONOUGH
Middlebury Democratic

(Write-in)

(Write-in)

FOR STATE'S ATTORNEY
Vote for not more than ONE

JOHN T. QUINN
Weybridge Republican/Democratic

(Write-in)

FOR SHERIFF
Vote for not more than ONE

JAMES B. COONS
Middlebury Republican/Democratic

(Write-in)

FOR HIGH BAILIFF
Vote for not more than ONE

DONALD M. KEELER, JR.
Middlebury Republican/Democratic

(Write-in)

FOR JUSTICE OF THE PEACE
Vote for not more than SEVEN

ERWIN 'RED' CLARK
Republican

MARGORIE ELMORE
Republican

TOM FISHER
Republican

BEA JOCHUM
Republican

PAT MUNOFF
Republican

JEFFREY NELSON
Republican

STARR PHILLIPS
Republican

ELIZABETH E. PRATT
Democratic

(Write-in)

(Write-in)

(Write-in)

(Write-in)

(Write-in)

YOU HAVE NOW COMPLETED VOTING

OFFICIAL VERMONT GENERAL ELECTION BALLOT
NOVEMBER 7, 2006

INSTRUCTIONS TO VOTERS

- Use BLACK PEN or PENCIL to fill in the oval.
- To vote for a person whose name is printed on the ballot, fill in the oval to the right of the name of that person.
- To vote for a person whose name is not printed on the ballot, write or stick his or her name in the blank space provided and fill in the oval to the right of the write-in line.
- Do not vote for more candidates than the "VOTE for NOT MORE THAN #" for an office.
- If you make a mistake, tear, or deface the ballot, return it to an election official and obtain another ballot. DO NOT ERASE.

FOR U.S. SENATOR
Vote for not more than ONE

PETE DIAMONDSTONE Brattleboro	Liberty Union	<input type="radio"/>
CRIS ERICSON Chester	Independent	<input type="radio"/>
CRAIG HILL Montpelier	Vermont Green	<input type="radio"/>
PETER MOSS Fairfax	Anti-Bushist Candidate	<input type="radio"/>
BERNARD SANDERS Burlington	Independent	<input type="radio"/>
RICH TARRANT Colchester	Republican	<input type="radio"/>
		(Write-in) <input type="radio"/>

FOR REPRESENTATIVE
TO CONGRESS
Vote for not more than ONE

CHRIS KARR East Montpelier	We the People	<input type="radio"/>
BRUCE R. MARSHALL Rochester	Vermont Green	<input type="radio"/>
DENNIS MORRISSEAU Pawlet	Impeach Bush Now	<input type="radio"/>
JANE NEWTON Londonderry	Liberty Union	<input type="radio"/>
MARTHA RAINVILLE Williston	Republican	<input type="radio"/>
KEITH STERN Springfield	Independent	<input type="radio"/>
JERRY TRUDELL Colchester	Independent	<input type="radio"/>
PETER WELCH Hartland	Democratic	<input type="radio"/>
		(Write-in) <input type="radio"/>

FOR GOVERNOR

Vote for not more than ONE

- Fill in the number 1 oval (1) to the right of your 1st choice candidate.
- You may rank as many or as few candidates as you wish.
- To select a 2nd choice, fill in the number 2 oval (2) to the right of that candidate.
- To select a 3rd choice, fill in the number 3 oval (3) to the right of that candidate, and so on.
- Fill in no more than one oval per candidate.
- Fill in no more than one oval per column.

		1st Choice	2nd Choice	3rd Choice
BENJAMIN CLARKE Winooski	Vermont Localist	(1)	(2)	(3)
JIM DOUGLAS Middlebury	Republican	(1)	(2)	(3)
CRIS ERICSON Chester	Independent	(1)	(2)	(3)
JIM HOGUE Calais	Vermont Green	(1)	(2)	(3)
SCUDDER PARKER Middlesex	Democratic	(1)	(2)	(3)
BOB SKOLD Springfield	Liberty Union	(1)	(2)	(3)
		(1)	(2)	(3)
		(1)	(2)	(3)

No more than one oval per column No more than one oval per candidate

FOR LIEUTENANT GOVERNOR

Vote for not more than ONE

- Fill in the number 1 oval (1) to the right of your 1st choice candidate.
- You may rank as many or as few candidates as you wish.
- To select a 2nd choice, fill in the number 2 oval (2) to the right of that candidate.
- To select a 3rd choice, fill in the number 3 oval (3) to the right of that candidate, and so on.
- Fill in no more than one oval per candidate.
- Fill in no more than one oval per column.

		1st Choice	2nd Choice	3rd Choice
BRIAN E. DUBIE Essex	Republican	(1)	(2)	(3)
MATT DUNNE Hartland	Democratic	(1)	(2)	(3)
MARY ALICE "MAL" HERBERT Putney	Liberty Union	(1)	(2)	(3)
MARVIN MALEK Montpelier	Progressive	(1)	(2)	(3)
		(1)	(2)	(3)
		(1)	(2)	(3)

No more than one oval per column No more than one oval per candidate

TURN BALLOT OVER
AND CONTINUE VOTING

<p>FOR STATE TREASURER Vote for not more than ONE</p>	<p>FOR STATE REPRESENTATIVE Vote for not more than TWO</p>	<p>FOR JUSTICE OF THE PEACE Vote for not more than SEVEN</p>
<p>V. MURRAY NGOJMA Pomfret Liberty Union <input type="radio"/></p>	<p>GREGORY S. CLARK Vergennes Republican <input type="radio"/></p>	<p>ERWIN 'RED' CLARK Republican <input type="radio"/></p>
<p>JEB SPAULDING Montpelier Democratic/Republican <input type="radio"/></p>	<p>APRIL JIN Vergennes Progressive <input type="radio"/></p>	<p>MARGORIE ELMORE Republican <input type="radio"/></p>
<p>(Write-in) <input type="radio"/></p>	<p>DIANE LANPHER Vergennes Democratic <input type="radio"/></p>	<p>TOM FISHER Republican <input type="radio"/></p>
<p>FOR SECRETARY OF STATE Vote for not more than ONE</p>	<p>LIZ MARKOWSKI Ferrisburgh Democratic <input type="radio"/></p>	<p>BEA JOCHUM Republican <input type="radio"/></p>
<p>DEB MARKOWITZ Montpelier Democratic <input type="radio"/></p>	<p>KITTY OXHOLM Vergennes Republican <input type="radio"/></p>	<p>PAT MUNOFF Republican <input type="radio"/></p>
<p>CHERYL MOOMEY Essex Republican <input type="radio"/></p>	<p>(Write-in) <input type="radio"/></p>	<p>JEFFREY NELSON Republican <input type="radio"/></p>
<p>BOOTS WARDINSKI Newbury Liberty Union <input type="radio"/></p>	<p>(Write-in) <input type="radio"/></p>	<p>STARR PHILLIPS Republican <input type="radio"/></p>
<p>(Write-in) <input type="radio"/></p>	<p>FOR PROBATE JUDGE Vote for not more than ONE</p>	<p>ELIZABETH E. PRATT Democratic <input type="radio"/></p>
<p>FOR AUDITOR OF ACCOUNTS Vote for not more than ONE</p>	<p>AMY B. DOUGLAS Shoreham Republican <input type="radio"/></p>	<p>(Write-in) <input type="radio"/></p>
<p>MARTHA ABBOTT Underhill Progressive <input type="radio"/></p>	<p>ELEANOR "MISSE" SMITH Cornwall Democratic <input type="radio"/></p>	<p>(Write-in) <input type="radio"/></p>
<p>RANDY BROCK Swanton Republican <input type="radio"/></p>	<p>(Write-in) <input type="radio"/></p>	<p>(Write-in) <input type="radio"/></p>
<p>JERRY LEVY Brattleboro Liberty Union <input type="radio"/></p>	<p>FOR ASSISTANT JUDGE Vote for not more than TWO</p>	<p>(Write-in) <input type="radio"/></p>
<p>THOMAS M. SALMON Rockingham Democratic <input type="radio"/></p>	<p>FRANK BROUGHTON Cornwall Republican <input type="radio"/></p>	<p>(Write-in) <input type="radio"/></p>
<p>(Write-in) <input type="radio"/></p>	<p>BETSY GOSENS Salisbury Democratic <input type="radio"/></p>	<p>(Write-in) <input type="radio"/></p>
<p>FOR ATTORNEY GENERAL Vote for not more than ONE</p>	<p>JEFFREY E. MCDONOUGH Middlebury Democratic <input type="radio"/></p>	<p>(Write-in) <input type="radio"/></p>
<p>DENNIS CARVER East Montpelier Republican <input type="radio"/></p>	<p>(Write-in) <input type="radio"/></p>	<p>(Write-in) <input type="radio"/></p>
<p>ROSEMARIE JACKOWSKI Bennington Liberty Union <input type="radio"/></p>	<p>FOR STATE'S ATTORNEY Vote for not more than ONE</p>	<p>(Write-in) <input type="radio"/></p>
<p>WILLIAM H. SORRELL Burlington Democratic <input type="radio"/></p>	<p>JOHN T. QUINN Weybridge Republican/Democratic <input type="radio"/></p>	<p>(Write-in) <input type="radio"/></p>
<p>(Write-in) <input type="radio"/></p>	<p>(Write-in) <input type="radio"/></p>	<p>(Write-in) <input type="radio"/></p>
<p>FOR STATE SENATOR Vote for not more than TWO</p>	<p>FOR SHERIFF Vote for not more than ONE</p>	<p>(Write-in) <input type="radio"/></p>
<p>CLAIRE AYER Weybridge Democratic/Republican <input type="radio"/></p>	<p>JAMES B. COONS Middlebury Republican/Democratic <input type="radio"/></p>	<p>(Write-in) <input type="radio"/></p>
<p>HAROLD W. GIARD Bridport Democratic/Republican <input type="radio"/></p>	<p>(Write-in) <input type="radio"/></p>	<p>(Write-in) <input type="radio"/></p>
<p>(Write-in) <input type="radio"/></p>	<p>FOR HIGH BAILIFF Vote for not more than ONE</p>	<p>(Write-in) <input type="radio"/></p>
<p>(Write-in) <input type="radio"/></p>	<p>DONALD M. KEELER, JR. Middlebury Republican/Democratic <input type="radio"/></p>	<p>(Write-in) <input type="radio"/></p>
<p>(Write-in) <input type="radio"/></p>	<p>(Write-in) <input type="radio"/></p>	<p>(Write-in) <input type="radio"/></p>
<p>(Write-in) <input type="radio"/></p>	<p>(Write-in) <input type="radio"/></p>	<p>(Write-in) <input type="radio"/></p>
<p>(Write-in) <input type="radio"/></p>	<p>(Write-in) <input type="radio"/></p>	<p>(Write-in) <input type="radio"/></p>
<p>(Write-in) <input type="radio"/></p>	<p>(Write-in) <input type="radio"/></p>	<p>(Write-in) <input type="radio"/></p>
<p>(Write-in) <input type="radio"/></p>	<p>(Write-in) <input type="radio"/></p>	<p>(Write-in) <input type="radio"/></p>
<p>(Write-in) <input type="radio"/></p>	<p>(Write-in) <input type="radio"/></p>	<p>(Write-in) <input type="radio"/></p>
<p>(Write-in) <input type="radio"/></p>	<p>(Write-in) <input type="radio"/></p>	<p>(Write-in) <input type="radio"/></p>
<p>(Write-in) <input type="radio"/></p>	<p>(Write-in) <input type="radio"/></p>	<p>(Write-in) <input type="radio"/></p>
<p>(Write-in) <input type="radio"/></p>	<p>(Write-in) <input type="radio"/></p>	<p>(Write-in) <input type="radio"/></p>
<p>(Write-in) <input type="radio"/></p>	<p>(Write-in) <input type="radio"/></p>	<p>(Write-in) <input type="radio"/></p>
<p>(Write-in) <input type="radio"/></p>	<p>(Write-in) <input type="radio"/></p>	<p>(Write-in) <input type="radio"/></p>
<p>(Write-in) <input type="radio"/></p>	<p>(Write-in) <input type="radio"/></p>	<p>(Write-in) <input type="radio"/></p>
<p>(Write-in) <input type="radio"/></p>	<p>(Write-in) <input type="radio"/></p>	<p>(Write-in) <input type="radio"/></p>
<p>(Write-in) <input type="radio"/></p>	<p>(Write-in) <input type="radio"/></p>	<p>(Write-in) <input type="radio"/></p>
<p>(Write-in) <input type="radio"/></p>	<p>(Write-in) <input type="radio"/></p>	<p>(Write-in) <input type="radio"/></p>
<p>(Write-in) <input type="radio"/></p>	<p>(Write-in) <input type="radio"/></p>	<p>(Write-in) <input type="radio"/></p>
<p>(Write-in) <input type="radio"/></p>	<p>(Write-in) <input type="radio"/></p>	<p>(Write-in) <input type="radio"/></p>
<p>(Write-in) <input type="radio"/></p>	<p>(Write-in) <input type="radio"/></p>	<p>(Write-in) <input type="radio"/></p>
<p>(Write-in) <input type="radio"/></p>	<p>(Write-in) <input type="radio"/></p>	<p>(Write-in) <input type="radio"/></p>
<p>(Write-in) <input type="radio"/></p>	<p>(Write-in) <input type="radio"/></p>	<p>(Write-in) <input type="radio"/></p>
<p>(Write-in) <input type="radio"/></p>	<p>(Write-in) <input type="radio"/></p>	<p>(Write-in) <input type="radio"/></p>
<p>(Write-in) <input type="radio"/></p>	<p>(Write-in) <input type="radio"/></p>	<p>(Write-in) <input type="radio"/></p>
<p>(Write-in) <input type="radio"/></p>	<p>(Write-in) <input type="radio"/></p>	<p>(Write-in) <input type="radio"/></p>
<p>(Write-in) <input type="radio"/></p>	<p>(Write-in) <input type="radio"/></p>	<p>(Write-in) <input type="radio"/></p>
<p>(Write-in) <input type="radio"/></p>	<p>(Write-in) <input type="radio"/></p>	<p>(Write-in) <input type="radio"/></p>
<p>(Write-in) <input type="radio"/></p>	<p>(Write-in) <input type="radio"/></p>	<p>(Write-in) <input type="radio"/></p>

YOU HAVE NOW COMPLETED VOTING