

## PROPORTIONAL REPRESENTATION AND STRATEGIC VOTERS

Arkadii Slinko and Shaun White

### ABSTRACT

The goal of this paper is to examine the incentives to vote insincerely, other than those created by rounding, faced by voters in systems of proportional representation (PR). We rigorously investigate two models of voter behaviour. The first model assumes that a voter is primarily interested in the distribution of seats in the post-election parliament (seat maximizer) while the second considers a voter who is concerned with the distribution of power in it (power maximizer). We show that under pure PR, seat maximizers do not have any incentives to manipulate, which justifies the Bowler and Lanoue (1992) claim, and that such incentives for seat maximizers appear with the introduction of a threshold. We show that, even in the absence of a threshold, there will always exist circumstances where a power maximizer would have an incentive to vote insincerely. We demonstrate that her incentives to make an insincere vote depend on her attitude towards uncertainty. The introduction of a threshold creates new and stronger opportunities for strategic voters regardless of their attitude towards uncertainty. Finally we discuss the overshooting/undershooting phenomenon, when either too many or too few like-minded voters attempt to manipulate. We use the two models to explain voters' behaviour at the 2005 New Zealand general election and demonstrate that rounding creates not only incentives but also disincentives for strategic voting.

KEY WORDS • manipulability • parliament choosing rule • power index • proportional representation • strategic voting

### 1. Introduction

Political scientists have been discussing the manipulability of proportional representation (PR) for over 50 years. The discussion has, however, often lacked rigour. As a result, a diverse range of opinions have been expressed. Duverger

---

We would like to thank Steven Brams, Hannu Nurmi, Mamoru Kaneko and Clemens Puppe for helpful comments and discussions on earlier versions of this paper. We also thank several referees for useful suggestions. Any errors are ours alone.

(1954) dismissed the possibility of strategic voting under PR; he was criticized by Leys (1959) and Sartori (1968) who believed that the wasted vote logic must be applicable to certain kinds of PR. Bowler and Lanoue (1992) considered that 'under proportional representation ... voting sincerely is a dominant strategy'; they were criticized by Cox (1997) who thought that political scientists do not pay sufficient attention to the consequences of the Gibbard–Satterthwaite (GS) theorem (Gibbard, 1973; Satterthwaite, 1975) which states that every non-dictatorial social choice function is manipulable. These disagreements have arisen because there has not yet appeared a model rigorous enough and general enough to fully answer the questions: 'Which systems of PR are manipulable?' and 'Under manipulable systems, which voters have incentives to manipulate, and when?' In this paper we present such a model and respond to these questions.

A prime example of a successful formalization of an election in a single member constituency or an election to a single position is the concept of a social choice function; this formalization made possible a proof of the aforementioned GS theorem. Contrary to an apparently widespread belief, this theorem is not directly applicable to systems of PR. Social choice functions map preferences of voters expressed as linear orders over a finite set of alternatives onto this same set of alternatives. To any profile of linear orders such a function assigns just one alternative. In a system of PR, the set of alternatives is the set of competing political parties, and the corresponding choice function (which we will call a parliament choosing rule) maps the set of voters' profiles onto the set of parliaments, which are 'mixtures' of alternatives but not alternatives themselves. Indeed, if three parties *A*, *B*, and *C* contest a parliamentary election and win 50%, 30%, and 20% of the seats (respectively) then the resulting parliament can be expressed as  $0.5A + 0.3B + 0.2C$ , or simply  $(0.5, 0.3, 0.2)$ . The fact that the values of the choice function are mixtures and not alternatives makes a profound difference since each agent will have open to them a range of methods for extending their order on the set of parties to an order on the set of parliaments. Our first result in this paper will show that the GS theorem *can* be applied to systems of PR, but only indirectly, and only after making some quite unreasonable assumptions about how voters extend their preferences over parties to preferences over parliaments.

Throughout the theoretical part of this paper we assume that parties can hold fractional seats, and exclude consideration of the effects of rounding. Practical implementations do of course need to apply a method of rounding off (see, e.g. Saari, 1994). Cox and Shugart (1996) demonstrated that the need to round off can render PR manipulable: if a party is in a position where receiving a few more or a few less votes will not alter the number of seats it will take, then some of that party's supporters may peel off and attempt to influence the distribution of the remaining seats. Rounding is an important issue, but its consequences have already been analysed; by excluding it from consideration we can focus on other sources of manipulative behaviour.

Two obvious ways to extend preferences over parties to preferences over parliaments are to use the lexicographic order or to introduce utilities. If the first method is used, an agent with party preferences  $A > B > C$  and lexicographic extension of them to the set of parliaments will prefer the parliament  $(\alpha, \beta, \gamma)$  to the parliament  $(\alpha', \beta', \gamma')$  if and only if  $\alpha > \alpha'$  or  $\alpha = \alpha'$  but  $\beta > \beta'$ . We will call such an agent a *lexicographic seat maximizer*. The primary concern of such an agent is the number of seats their favorite party secures. Alternatively, with the introduction of utilities  $u_1, u_2, u_3$ , the agent will prefer the first parliament to the second if  $u_1\alpha + u_2\beta + u_3\gamma > u_1\alpha' + u_2\beta' + u_3\gamma'$ . Such an agent cares not only about the number of seats her favourite party wins, but also about the number of seats won by several other parties. We call this kind of agent a *weighted seat maximizer*.

The concept of manipulability for parliament choosing rules is richer than for social choice functions. An important contribution of this paper is the distinction between strong and weak manipulability. Manipulation is ‘strong’ if agents’ willingness to undertake this manipulative move is determined only by their preference order over the alternatives and ‘weak’ if it also depends on their attitude towards uncertainty. We show that when a threshold – a certain percentage of the vote that a party must secure in order to reach parliament – is not used in PR, then seat maximizers will have no incentives to manipulate. This may be what Bowler and Lanoue (1992) had in mind when they formulated their claim. When a threshold is in operation some seat maximizers will always have incentives to manipulate; however, this manipulability is never strong.

A third method of extending preferences over parties to preferences over parliaments has the following background. A parliamentary election held under a method of PR will determine how parliamentary seats are to be allocated. Once the election is over, and all the results are in, a government formation process begins. We will model that process with a simple game, where the voting weight of each parliamentary party is given by the number of seats it has won. The solution of the game will be a government, a set of ministers, a set of policies to be enacted, and so on. Under PR, a small change in the way ballots are cast will result in a small change in the voting weights of the parties in the post-election government-formation game. But there do exist circumstances where a small change in the way ballots are cast can effect a significant change in certain other facets of the government-formation game, in particular the voting powers of the parties and the set of feasible solutions. To illustrate, suppose three parties contest an election held under a method of PR, and let the vector  $x = (x_1, x_2, x_3)$  denote the resulting parliament, where the  $i$ th coordinate gives the fraction of seats won by the  $i$ th party. Compare the parliaments  $x_1 = (0.47, 0.48, 0.05)$ ,  $x_2 = (0.49, 0.48, 0.03)$ , and  $x_3 = (0.51, 0.48, 0.01)$ . Suppose that in the parliament a strict majority is sufficient to pass any motion. We contend that there is no reason to a priori believe that either the government-formation game or its solution would be significantly different were the post-election parliament to be  $x_1$  rather than  $x_2$ . We contend that a comparison of  $x_2$  and  $x_3$  does not lead to the

same conclusion: if  $x_2$  is the election result, then any two of the three parties could (potentially) form a coalition government (as could all three); if  $x_3$  is the election result, the first party would likely form a government alone. A number of authors have already suggested that voters might look to set up a favourable coalition game rather than a favourable allocation of seats. For example, Shikano et al. (2009: 636) write that ‘in the context of PR elections, voting expectations and strategic voting do not rest so much on the conversion of votes into seats than on the anticipation of post-election coalition building’.

We consider a model of a sophisticated voter who is aware that a post-election government-formation game will take place. We will assume that this voter, first and foremost, is concerned with the distribution of power in the post-election parliament; this is why we call such voters *power maximizers*. We show that, irrespective of which parliament choosing rule is adopted, there will always exist circumstances where a power-maximizing voter would have an incentive to vote insincerely even in the case of PR without threshold, in which case the manipulability is weak. We show that the introduction of a threshold makes a parliament choosing rule strongly manipulable by power maximizing voters.

In the last section we use our model to explain voter behaviour at the 2005 New Zealand (NZ) general election. We also investigate how the incentives to manipulate described earlier interrelate to the rounding, which cannot be ignored in any real situation. In particular, we consider how the method of rounding NZ uses (which is based on the Saint-Lague formula) influences incentives to vote strategically. We show that the rounding may actually be considered as a deterrent to manipulation since it requires a degree of coordination from manipulators in order to avoid under- and overshooting. In game-theoretic terms would-be manipulators have to play a coordination game the outcome of which is by no means certain even if the profile is manipulable.

The main contributions of this paper are as follows. We rigorously define a parliament choosing rule and show which consequences regarding manipulability of this rule can be extracted from the GS theorem. We introduce two realistic types of voter: seat maximizers and power maximizers, and two degrees of manipulability for a parliament choosing rule, that is, weak and strong manipulability. The suggestion that thresholds can create opportunities for strategic voting under the systems of PR is not new (see, e.g. Roberts, 1988, and Cox, 1997: 197). What is new is the characterization of opportunities for strategic voting presented by thresholds for each of the classes of voters that have just been discussed. We believe we are the first to demonstrate that pure PR is manipulable even in the absence of rounding and that the incentives to vote strategically might depend on the attitude of a particular voter to post-election uncertainty. We raise the issue of under- and overshooting and show that it can serve as a deterrent to manipulation. Inspired by Saari (1994), we take a geometric approach and use graphs with barycentric coordinates to represent parliaments and depict possible manipulation attempts. Jones (2009) takes a similar

approach to investigate voting power paradoxes. Our main results are obtained for the case  $m = 3$ . In fact, this is the main case. It is clear that if we are able to demonstrate manipulability of a parliament choosing rule for  $m = 3$  parties, it will be manipulable for any  $m \geq 3$ . Austin-Smith and Banks (1988), and Baron and Diermeier (2001) also assume  $m = 3$ .

A few words about related literature are in order. In a narrower framework of spatial voting, strategic voting under PR has been studied extensively. Austin-Smith and Banks (1988), Baron and Diermeier (2001) and de Sinopoli and Iannantuoni (2005) have constructed multi-stage spatial models of political systems that incorporate PR. In these models voters (i) have preferences over the set of policies that governments might pursue but (ii) do not necessarily vote for the party to which they are ideologically closest. Voters might support parties espousing views more extreme than their own in a bid to counteract votes from other voters whose opinions lie on the opposite side of the policy spectrum. In all these papers it is assumed that, at the ballot box, voters can indicate a preference for just one party (i.e. the positional scoring rule is plurality). The essential difference between their and our approaches is that in the former the corresponding choice functions map profiles of policies into policies completely avoiding the government-formation game. Karp et al. (2002) examined split voting in NZ, but, unlike us, they assume voters use their party vote sincerely and their electorate vote strategically. Shikano et al. (2009) used survey data to investigate how party votes were completed at the 1994 German election; they claim that voters adjusted ‘their voting behaviour with regard to the future governmental alternatives’ (p. 650). Pappi and Thurner (2002) and Gschwend (2007) investigated strategic voting at the 1998 German election. Herrmann (2008) and Bargsted and Kedar (2009) used the 2006 Austrian and 2006 Israeli elections, respectively, as a case study for analysing the effect of coalition expectations on the vote. Both authors assumed a single policy dimension.

In Section 2 we introduce parliament choosing rules – the main object of our investigation – and study their properties and representations. In Section 3 we introduce the concept of manipulability of parliament choosing rules and investigate the consequences of the GS theorem. Section 4 and Section 5 contain the main theoretical results. Section 6 discusses the overshooting and undershooting phenomena. Section 7 uses the results of previous sections to explain voter behaviour at the 2005 NZ general election.

## 2. Parliament Choosing Rules

We model a parliamentary election. We assume that a parliamentary body is to be elected, that the body contains a fixed number  $k$  of seats, and that  $m$  political parties are competing for those seats. We assume  $n$  voters are eligible to vote, and all do.

Voters have preferences on the set of political parties  $A = \{a_1, \dots, a_m\}$ . Every voter has a favourite party, a second favourite, and so on. No voter is indifferent between any two parties. Every voter's preferences can then be represented as a linear order on  $A$ . Let  $L(A)$  be the set of all possible linear orders. The Cartesian product  $L(A)^n$  will then represent preferences of the  $n$ -voter society. Elements of this Cartesian product are called  $n$ -profiles or simply profiles. The collection of all completed ballot papers will also be a profile. At the ballot box, voters do not necessarily rank the parties in the order of their sincere preference.

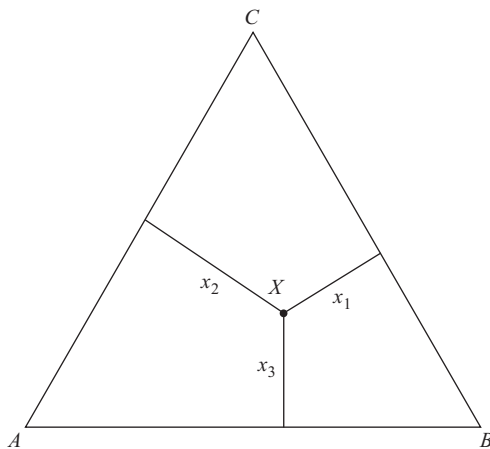
We assume each voter forms an expectation of what will transpire at the election. We follow Cox and Shugart (1996: 303) and assume that these expectations 'are publicly generated ... by, for example, polls and newspapers' analysis' of the parties' prospects – so that diversity of opinion in the electorate is minimized'.

The result of the election will be a parliament. As we mentioned earlier, in the theoretical part of this paper we will ignore rounding and allow fractional seats. Any parliament can be represented by a point in the simplex

$$S^{m-1} = \left\{ (x_1, \dots, x_m) \mid \sum_{i=1}^m x_i = 1 \right\},$$

where  $x_i$  is the fraction of the seats the  $i$ th party wins at the election. In the  $m = 3$  case every parliament  $x = (x_1, x_2, x_3)$  can be represented by the point  $X$  of the triangle  $S^2$  whose barycentric coordinates are  $x_1, x_2$  and  $x_3$  (see Figure 1). In this case we will usually name the parties  $A, B, C$  instead of  $a_1, a_2, a_3$ .

A parliament choosing rule is employed to calculate the distribution of seats in the parliament. It has two components: a *score function* and a *seat allocation*



**Figure 1.** Triangle of parliaments.

rule. The score function counts the votes and evaluates the support for each party. The seat allocation rule allocates seats to parties on the basis of the scores calculated by the score function.

Let us define the score function first. Given a profile  $R = (R_1, \dots, R_n)$  and a set of alternatives  $A$ , a score function assigns to each  $a_i \in A$  a real number. The greater this number, the better  $a_i$  is supposed to have done. There are a wide variety of score functions (McCabe-Dansted and Slinko (2006) have a comprehensive list of them). In this paper we will work with *normalized positional score functions*.

Let  $w_1 \geq w_2 \geq \dots \geq w_m = 0$  be  $m$  real numbers, not all zero, which we shall refer to as *weights*, and let  $w = (w_1, \dots, w_m)$ . Next, let  $v(a) = (i_1(a), \dots, i_m(a))$ , where  $i_\ell(a)$  indicates the number of voters that state they rank party  $a$   $\ell$ th best. Then, given a profile  $R = (R_1, \dots, R_n)$ , the positional score of party  $a$  is given by

$$sc_w(R, a) = w \cdot v(a) = w_1 i_1(a) + \dots + w_m i_m(a).$$

Well-known vectors of weights and their respective scores include:

- the Plurality score  $sc_p(R, a)$ , where  $p = (1, 0, \dots, 0)$ ;
- the Borda score  $sc_b(R, a)$ , where  $b = (m - 1, m - 2, \dots, 1, 0)$ ;
- the Antiplurality score  $sc_a(R, a)$ , where  $a = (1, \dots, 1, 0)$ ;

The *vector of normalized positional scores* is given by

$$sc_w(R) = \frac{1}{\sum_{i=1}^m sc_w(R, a_i)} (sc_w(R, a_1), sc_w(R, a_2), \dots, sc_w(R, a_m)).$$

Clearly,  $sc_w(R) \in S^{m-1}$ . We can now give the following two definitions.

DEFINITION 1. A normalized positional score function is a mapping

$$F_s : \bigcup_{n=1}^{\infty} L(A)^n \rightarrow S^{m-1},$$

which assigns to every profile its vector of normalized positional scores for some fixed vector of weights  $w$ .

Like parliaments, normalized positional scores can be represented using the Triangle of Scores (the idea originates from Saari, 1994). However, unlike parliaments, scores might not fill the whole triangle. Suppose, in the case of three parties, that the normalized positional score function is defined by the vector of weights  $w = (w_1, w_2, w_3)$  with  $w_1 \geq w_2 \geq w_3$ . We may assume that the weights have been normalized so that  $w_1 + w_2 + w_3 = 1$  and  $w_3 = 0$ .

Let  $w_1 = w$  and let  $w_2, \dots, w_6$  be the vectors obtained from  $w$  by permutations of coordinates and let  $W_1, \dots, W_6$  be the points of the triangle whose barycentric coordinates in the Triangle of Scores are equal to the coordinates of  $w_1, \dots, w_6$ , respectively.

For example,  $W_1$  will have coordinates  $(w_1, w_2, w_3)$  and correspond to the score of the unanimous profile, when all voters prefer  $A$  to  $B$  to  $C$ . The six points  $W_1, \dots, W_6$  will be on the boundary of the Triangle of Scores since one of their coordinates is zero. Any vector of scores  $s = (s_1, s_2, s_3)$  will be an affine linear combination of  $w_1, \dots, w_6$ :

$$s = \alpha_1 w_1 + \dots + \alpha_6 w_6 \tag{1}$$

where  $\alpha_1 + \dots + \alpha_6 = 1$ . It is easy to see that the point  $S$  with coordinates  $(s_1, s_2, s_3)$  will always lie in the convex hull of  $W_1, \dots, W_6$ ; we call this hull the Hexagon of Scores. In Figure 2 we show the Hexagon of Borda Scores. In this case  $w = (\frac{2}{3}, \frac{1}{3}, 0)$ . For the plurality rule  $w = (1, 0, 0)$ , and the hexagon degenerates into the whole triangle  $ABC$ . For the antiplurality rule  $w = (\frac{1}{2}, \frac{1}{2}, 0)$ , and the hexagon degenerates into the triangle  $KLM$ .

In reality only the rational points of the Hexagon of Scores can be realized as scores. The size of the society needed for realizing a rational point as a score will depend on the least common multiple of the denominators of the coefficients of  $w_1, \dots, w_6$ . Therefore the points representing potential scores are everywhere dense in this hexagon. To see this it is sufficient to replace all  $\alpha_i$  in (1) with their sufficiently close rational approximations. It is important to note that any point

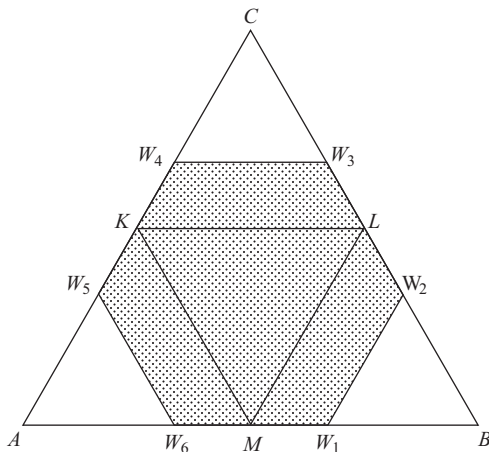


Figure 2. Hexagon of scores.



inside  $KLM$  can be always approximated by normalized scores while points outside  $KLM$  may not be approximated by scores for some  $w$ .

DEFINITION 2. A seat allocation rule is any mapping

$$F_a : S^{m-1} \rightarrow S^{m-1}.$$

Given a vector of scores  $sc \in S^{m-1}$ , a seat allocation rule determines the distribution of seats in parliament  $F_a(sc)$ . There are two main examples of such rule.

**Example 1: Identity seat allocating rule.**  $F_a$  is the identity function, i.e.  $F_a(x) = x$ .

For the second example we fix a *threshold*, which is a positive real number  $\epsilon$  such that  $0 < \epsilon \leq 1/m$ . We define a *threshold function*  $\delta_\epsilon : [0, 1] \rightarrow [0, 1]$  so that

$$\delta_\epsilon(x) = \begin{cases} 0 & \text{if } x < \epsilon, \\ x & \text{if } x \geq \epsilon, \end{cases}$$

**Example 2: Threshold seat allocating rule.** Let  $\epsilon$  be a positive real number such that  $0 < \epsilon \leq 1/m$ . Suppose  $x \in S^{m-1}$ . Then we define  $y_i = \delta_\epsilon(x_i)$  and  $z_i = y_i / \sum_{i=1}^m y_i$ . We now set  $F_a(x) = z$ , where  $z = (z_1, \dots, z_m)$ . The restriction  $\epsilon \leq 1/m$  guarantees that  $F_a$  is always defined.

Figure 3 illustrates the action of this rule on the Triangle of Scores. The points of the central triangle, where all parties are above the threshold, will not be moved. However, outside of this triangle they will be mapped onto the boundary (as shown). Using elementary geometry it is easy to show that  $B$ ,  $x$ , and  $F_a(x)$  are on a line.

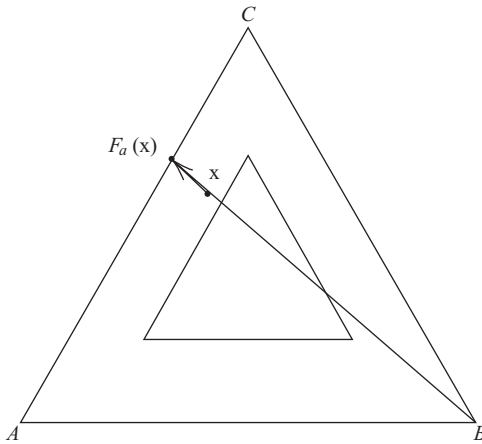


Figure 3. Action of the threshold seat allocation rule in the vicinity of the boundary.

We are now ready to give the main definition of this section.

DEFINITION 3. A parliament choosing rule is a composition  $F = F_a \circ F_s$  of a score function and a seat allocation rule:

$$F_a \circ F_s : \bigcup_{n=1}^{\infty} L(A)^n \rightarrow S^{m-1}.$$

If the identity seat allocating rule is employed, we shall refer to the parliament choosing rule as *pure PR*. If a threshold seat allocating rule is employed, we shall refer to the parliament choosing rule as *PR with a threshold*. Van der Hout et al. (2006) define ‘a scoring seat allocation rule’ (their Definition 9) which is similar to our parliament choosing rule but less general as it does not admit PR with a threshold.

In practice only the plurality score has been used in systems of PR, but combining PR with other scoring rules has been given theoretical consideration. Potthoff and Brams (1998), for example, suggested combining PR and approval voting scores.

We have defined normalized positional scores and parliament choosing rules for societies of arbitrary cardinalities. This is a natural requirement since the number of voters is constantly changing. In these circumstances parliament choosing rules must be applicable no matter how large or small the number of voters  $n$  is.

Note that there is a significant difference between parliament choosing rules and choose- $k$  rules (see Brams and Fishburn (2002) and the references therein). A choose- $k$  rule picks a  $k$ -element subset of the set of alternatives, which is clearly inappropriate in our context when the parties, and not the candidates, are the alternatives. A parliament choosing rule reveals not only which parties win parliamentary seats, but also how many seats each of them wins.

At the end of this section we consider how a voter may influence the outcome of the election in terms of scores. Here we consider the three-party elections only. Let us consider a voter with preference  $A > B > C$  and suppose that, if she votes sincerely, the outcome of the election – in terms of scores – will correspond to the point  $X$  of the Hexagon of Scores, shown in Figure 4.

Irrespective of the positional scoring rule, by voting insincerely she cannot improve the score of  $A$ , nor worsen the score of  $C$ . If she votes insincerely (all else equal), she will expect the vector of scores to fall in the shaded area. By insincerely reporting her preferences to be  $B > A > C$ , she will move the vector of scores horizontally east. This she can do so long as the score function is not antiplurality. By insincerely reporting  $A > C > B$ , she moves the vector of scores northwest, and parallel to  $BC$ ; this is possible except in the event the score function is plurality.

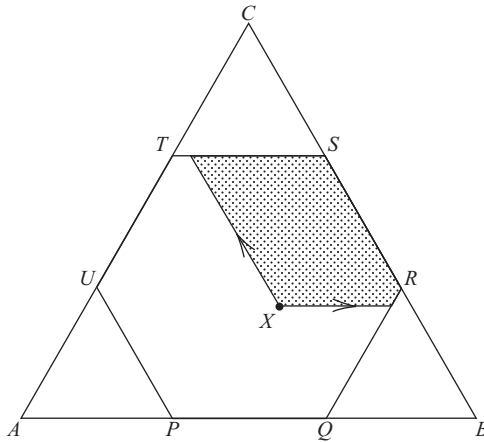


Figure 4. Possible directions of change under a manipulation attempt.

### 3. Manipulability of Parliament Choosing Rules. What Does the GS Theorem Imply?

Here we define precisely what it means for a parliament choosing rule to be manipulable. We then consider the implications of the GS theorem.

With every profile  $R$  a parliament choosing rule  $F$  associates a parliament  $F(R) \in S^{m-1}$ . So to be strategic a voter must be able to compare any two parliaments from  $S^{m-1}$ . Such a voter will have to have an order  $\succsim$  on  $S^{m-1}$ . We will require that this order be consistent with the voter's order on  $A$ . As usual, the strict preference relation of  $\succsim$  will be denoted by  $\succ$  and the indifference relation by  $\sim$ . To explain what consistency means we define vectors  $e_j = (0, \dots, 0, 1, 0, \dots, 0)$  whose only nonzero coordinate is a 1 positioned in the  $j$ th place. Such a vector corresponds to the parliament where all seats are occupied by members of party  $a_j$ .

DEFINITION 4. Let  $L$  be a voter's linear order on the set  $A$  of political parties:

$$a_{i_1} > a_{i_2} > \dots > a_{i_m},$$

We say that an order  $\succsim$  on  $S^{m-1}$  is consistent with  $L$  if:

$$e_{i_1} \succ e_{i_2} \succ \dots \succ e_{i_m},$$

i.e. this voter prefers the parliament where all the seats belongs to  $a_{i_1}$  to the parliament where all the seats belong to  $a_{i_2}$ , etc.

The  $i$ th voter's order  $\succsim_i$  on parliaments contains more information about her preferences than the order that she submits in the election. However, it is not

possible to elicit the former order at the polling booth. We refer to  $\succsim_i$  as the *type* of voter  $i$ .

**DEFINITION 5 (MANIPULABILITY).** *Let  $R$  be a profile such that  $R_{i_1} = \dots = R_{i_k} = L$  for some group of indices  $I = \{i_1, \dots, i_k\}$  and linear order  $L$  on  $A$ . A parliament choosing rule  $F$  is said to be manipulable at  $R$  by a group of  $k$  voters of type  $\succsim$  if  $\succsim$  is consistent with  $L$  and there exists a linear order  $L'$  on  $A$  such that for the profile  $R'$  which results when  $R_{i_1}, \dots, R_{i_k}$  in  $R$  are replaced with  $L'$ ,*

$$F(R') \succ F(R).$$

*The rule  $F$  is said to be manipulable if for every  $n > 1$  there exists a profile  $REL(A)^n$  which is manipulable by a group of voters of some type.*

The definition above states the following. Suppose  $R$  is a profile of sincere preferences where voters in positions  $i_1, \dots, i_k$  have sincere preference  $L$  and are of type  $\succsim$ . If these voters would (all else equal) be better off voting insincerely (by submitting the linear order  $L' \neq L$ ), then the profile  $R$  is manipulable.

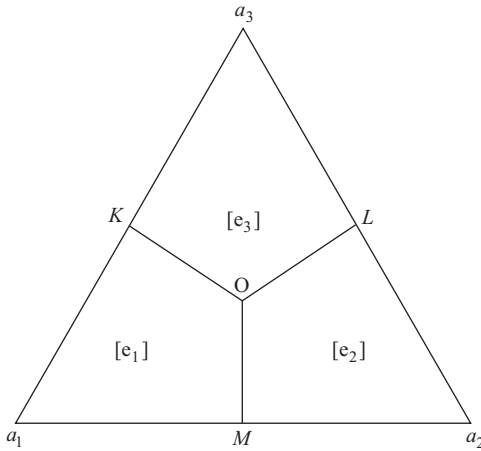
**DEFINITION 6 (MICRO-MANIPULABILITY).** *Let  $F$  be a manipulable parliament choosing rule. Let  $k_n$  be the smallest number for which there exists a profile in  $L(A)^n$  which is manipulable by a group of  $k_n$  voters. The rule  $F$  is said to be micro-manipulable if the ratio  $k_n/n$  tends to 0 as  $n$  goes to infinity.*

Micro-manipulability of the rule, for which the size of society is not fixed, is the analogue of an individually manipulable rule for the societies of a fixed size. This term was coined by Donald Saari (1990) and we refer the reader to him for more justification of the concept. Roughly speaking,  $F$  is micro-manipulable if, as  $n \rightarrow \infty$ , the manipulating group may consist of an arbitrary small fraction of the society. And although, to the best of our knowledge, there are no rigorous results to this extent, it usually happens that if  $F$  is micro-manipulable, then for all  $n > 1$  there exists an  $n$ -profile which is manipulable by a single voter. We will illustrate this with an example in the next section.

**DEFINITION 7 (DAFT VOTER).** *Let us consider a voter whose preference order on the set of political parties is*

$$a_1 > a_2 > \dots > a_m.$$

*We say that this voter is daft if her only concern is which party has a majority of seats in the parliament and she is indifferent between any two parliaments where the same party has a majority of seats. To be more precise, if in a parliament  $x$  parties  $a_{i_1}, \dots, a_{i_k}$  hold an equal number of seats, while every other party has a lesser number and  $i_1 < \dots < i_k$ , then  $x \sim e_{i_1}$ .*



**Figure 5.** Equivalence classes in  $S^2$  for a daft voter.

The order  $\succsim$  on  $S^{m-1}$  of a daft voter will have only  $m$  indifference classes:  $[e_1], \dots, [e_m]$ , where  $[z]$  is the indifference class containing  $z$ . For the  $m = 3$  case these classes are as shown in Figure 5. Segments  $KO$  and  $OM$  belong to  $[e_1]$  and the segment  $LO$  without point  $O$  belongs to  $[e_2]$ .

We have introduced daft voters not because they are realistic but because they will enable us to spell out the formal implications of the GS theorem for PR. There have been several informal attempts to relate the theorem to PR (see, e.g. Cox, 1997: 11) but not a formal one.

**THEOREM 1.** *Let  $m \geq 3$  and  $F$  be a parliament choosing rule. Then, for all  $n > 1$ , at a certain  $n$ -profile  $F$  can be manipulated by a single daft voter.*

*Proof.* Let us restrict our parliament choosing rules to profiles from  $L(A)^n$ . Let  $F : L(A)^n \rightarrow S^{m-1}$  be a parliament choosing rule and let  $\pi : S^{m-1} \rightarrow A$  be the mapping that maps any parliament to the party which has most seats in it. If in parliament  $x$  there are several parties  $a_{i_1}, \dots, a_{i_k}$ , with  $i_1 < \dots < i_k$ , which have an equal number of seats and all other parties have less seats, then we set  $\pi(x) = a_{i_1}$ . Let us consider the composition  $f = \pi \circ F$ . This composition is a social choice function  $f : L(A) \rightarrow A$ . Since it is obviously non-dictatorial and can take all  $m \geq 3$  values, the GS theorem is applicable to it. There therefore exists an  $n$ -profile  $R$  at which  $f$  is manipulable by a single voter, say the  $i$ th voter. This means that she can change  $R$  with  $R'$  such that  $f(R') \succ_i f(R)$ . This will happen only when the party  $f(R')$  will have a majority in the parliament  $F(R')$  and the  $i$ th voter will prefer this parliament to  $F(R)$ , where the majority

would belong to  $f(R)$ . This implies that if the  $i$ th voter is daft she can manipulate  $F$  at the same profile.

A daft voter is not a realistic model of a real voter: a daft voter is indifferent between the parliaments  $(1, 0, 0)$  and  $(1/3, 1/3, 1/3)$ , which is absurd. Surely real voters are more sophisticated than that. Before moving on to more realistic models it is productive to first define a class, and to then distinguish between ‘weak’ and ‘strong’ manipulability.

Most generally, a *class* is an arbitrary collection of types. We will refer frequently to two classes in particular: the class of seat maximizers (daft voters are a subclass of this class) and the class of power maximizers. We will consider potential manipulations by voters of each class, and we will have two grades of manipulability. We formally define a class and incorporate the notion into our definitions of weak and strong manipulability so that we can simplify the statements and explanations of results.

**DEFINITION 8 (WEAK AND STRONG MANIPULABILITY).** *Let  $R$  be a profile such that  $R_{i_1} = \dots = R_{i_k} = L$  for some group of indices  $I = \{i_1, \dots, i_k\}$  and linear order  $L$  on  $A$ . Let  $F$  be a parliament choosing rule. Suppose there exists a linear order  $L'$  such that, if  $R'$  is the profile obtained by taking  $R$  and replacing  $R_{i_1}, \dots, R_{i_k}$  with  $L'$ , then*

$$F(R') \succ F(R) \tag{2}$$

*for some type  $\succsim$  in  $C$  that is consistent with  $L$ . Then  $F$  is weakly manipulable at  $R$  by voters of class  $C$ . If, above, ‘for some type’ can be replaced with ‘for every type’ then  $F$  is strongly manipulable at  $R$  by voters of class  $C$ .*

The difference between the two concepts of manipulability can be illustrated as follows. We will see later that it is possible that a parliament choosing rule can be manipulated at a certain profile, but only by uncertainty averse voters. It is also possible that a certain profile can be manipulated only by uncertainty seekers. These are cases of weak manipulability. A parliament choosing rule is strongly manipulable at a particular profile by voters of class  $C$  only if all voters from  $C$  having a particular preference order on  $A$  have an identical incentive to vote insincerely.

#### 4. Strategic Opportunities for Seat Maximizing Voters

In this section we consider the behaviour of voters who are concerned about the post-election distribution of parliamentary seats.

**DEFINITION 9 (WEIGHTED SEAT MAXIMIZER).** *This voter has a vector of utilities  $u = (u_1, \dots, u_m)$ , where  $u_i$  is the utility of one seat in the parliament that is held*

by the  $i$ th party  $a_i$ . Given the parliament  $x = (x_1, \dots, x_m)$  the total utility of  $x$  for this voter calculates as

$$u(x) = u \cdot x = x_1u_1 + x_2u_2 + \dots + x_mu_m. \tag{3}$$

A voter is a weighted seat maximizer if she weakly prefers parliament  $x$  to parliament  $y$  if and only if  $u(x) \geq u(y)$ .

**DEFINITION 10 (LEXICOGRAPHIC SEAT MAXIMIZER).** A voter is a lexicographic seat maximizer if she has lexicographic preference order  $\succsim$  over  $S^{m-1}$ , that is, she prefers parliament  $x = (x_1, \dots, x_m)$  to parliament  $y = (y_1, \dots, y_m)$  if  $x_1 > y_1$  or  $x_1 = y_1$  and  $x_2 > y_2$ , etc.

We call voters of these two classes *seat maximizers*. Let us show that in the absence of a threshold the Bowler and Lanoue (1992) claim is true for seat maximizing voters.

**THEOREM 2.** For pure PR a profile cannot be manipulated by a group of seat maximizing voters.

*Proof.* Consider a group of voters  $v_{i_1}, \dots, v_{i_k}$  with common utility vector  $u = (u_1, \dots, u_m)$ . Let  $I = \{i_1, \dots, i_k\}$ . Assume without loss of generality that

$$L : a_1 > a_2 > \dots > a_m, \quad L' : a_{j_1} > a_{j_2} > \dots > a_{j_m}$$

are, respectively, these voters' sincere and insincere preferences, with  $R$  and  $R'$  being the corresponding profiles before and after the manipulation attempt where these voters change their preferences from  $L$  to  $L'$ . Due to our assumption about  $L$  we have  $u_1 > u_2 > \dots > u_m$ . For lexicographic seat maximizers the statement is obvious so let us consider weighted seat maximizers. Let  $w = (w_1, \dots, w_m)$  be the vectors of weights used to define the score function for this rule. Let also  $x = F_s(R) = sc_w(R)$  and  $x' = F_s(R') = sc_w(R')$  be the corresponding parliaments. Since  $\sum_{i=1}^m sc_w(R, a_i) = \sum_{i=1}^m sc_w(R', a_i)$ , let us define their common value as  $S$ . Let  $i \in I$ . Then the change in the  $i$ th voter's utility will be:

$$u(x) - u(x') = \frac{1}{S} ((u_1w_1 + u_2w_2 + \dots + u_mw_m) - (u_{i_1}w_1 + u_{i_2}w_2 + \dots + u_{i_m}w_m)).$$

Since  $u_1 > u_2 > \dots > u_m$  and  $w_1 > w_2 > \dots > w_m$ , this will be positive by the rearrangement inequality (Hardy et al., 1952). Therefore, this group would be better off voting sincerely.

This looks very much like the Bowler and Lanoue (1992) claim and may explain their assumptions on voting behaviour of individuals. The stark contrast

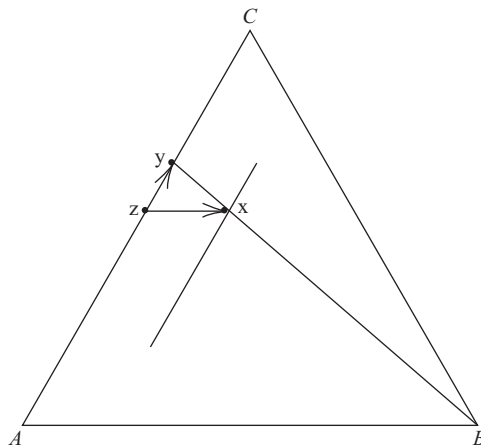
between the two previous theorems is partly to blame for the existing confusion in the literature about manipulability of PR. It must be emphasized, however, that we assume that seat maximizing voters have linear utility functions (3). Without this limitation the situation is unclear.

Now we show that, when PR with a threshold is used, weighted seat maximizers can sometimes manipulate.

**THEOREM 3.** *Suppose  $m \geq 3$  and let a parliament choosing rule  $F$  be PR with a threshold. Then the rule is micro-manipulable by seat maximizing voters but never strongly.*

**Proof.** For simplicity we prove this result for  $m = 3$ . Exactly the same ideas work in the general case. First, we assume that the scoring rule is not antiplurality, i.e.  $w \neq a$ . Since the vectors of scores are everywhere dense in the Hexagon of Scores, we may assume that all points of the hexagon are in fact scores. Let  $\epsilon$  be the threshold and  $F_a$  be the corresponding seat allocation rule. Consider a seat maximizing voter whose ranking of alternatives is  $A > B > C$  and whose vector of utilities is  $u = (u_1, u_2, u_3)$ . By Theorem (2) we can be sure that any successful manipulation can be achieved only by crossing the threshold.

Let  $x = (x, \epsilon, z)$  be a vector of scores such that  $x > \epsilon$  and  $z > \epsilon$ . Then  $F_a(x) = x$  and the utility of this parliament  $x$  for the voter is  $u(x) = u_1x + u_2\epsilon$ . Let us consider the parliament  $y = (\frac{x}{1-\epsilon}, 0, \frac{z}{1-\epsilon})$ . Then the utility of parliament  $y$  will be  $u(y) = \frac{x}{1-\epsilon}u_1$ . Easy calculations show that for  $u_2 > \frac{x}{1-\epsilon}u_1$  we have  $u(x) > u(y)$ . Indeed, in this case  $u(x) = u_1x + u_2\epsilon > u_1x + \epsilon \frac{x}{1-\epsilon}u_1 = \frac{x}{1-\epsilon}u_1 = u(y)$ .



**Figure 6.** Manipulating move, when the scoring rule is not antiplurality.



Let us consider  $z \in [0, 1]$  such that  $x$  and  $z = (1 - z, 0, z)$  lie on a horizontal line. When  $z$  approaches  $x$  along this line,  $F_a(z)$  approaches  $y$ . This shows that we can choose a point  $z'$  which is arbitrary close to  $x$  and from where a move to  $x$  will give us a jump in utility. If a small group of voters has preferences  $A > B > C$  and utilities as specified above, it will be beneficial for them to cross the threshold moving eastward. To make such a horizontal move they have to submit preferences  $B > A > C$ . By doing this they will move the score eastward unless the scoring rule is antiplurality. Thus  $F$  is micro-manipulable in this case. If  $u_2 < \frac{x}{1-\epsilon} u_1$  this would not be a successful manipulation; the profile is therefore not strongly manipulable. Similar considerations apply when crossing the threshold in the other direction.

If  $w = a$ , i.e. the scoring rule is antiplurality, the only possible direction of change is northwest. In this case, when the utility  $u_2$  is small relative to  $u_1$  it is beneficial to cross the threshold in the other direction – as shown in Figure 7. This deprives the manipulators’ second favorite party of votes, and forces it out of parliament. The payoff is that the manipulators’ most favored party gains in seats. This is beneficial provided  $\frac{x}{1-\epsilon} u_1 > xu_1$ . Again this profile is only weakly manipulable.

Intuitively, for voters with preferences  $A > B > C$ , an opportunity to manipulate appears when the score of their second best party  $B$  is hovering around the threshold. If expectations are that  $B$  is just below the threshold, and if the utility of  $B$  is reasonably high, these voters will be better off voting  $B > A > C$  and allowing party  $B$  to cross the threshold. Similarly, if party  $B$  is anticipated to barely cross the threshold, and the utility of this party is small, then these voters would find it advantageous to vote  $A > C > B$  and force  $B$  below the threshold

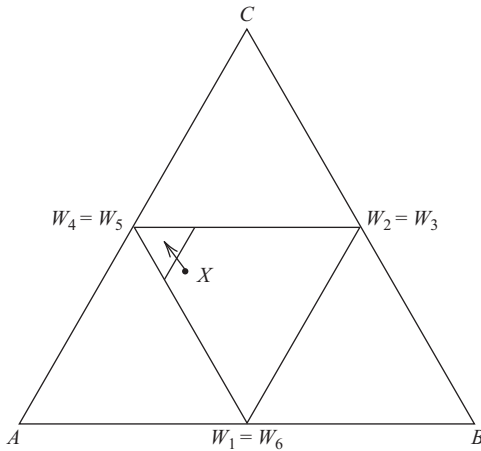


Figure 7. Manipulating move for antiplurality.

and out of parliament. For either of these two manipulations to be worthwhile to the voter a certain utility inequality must be satisfied. In both cases the manipulation would not benefit all voters with preference  $A > B > C$ . This is precisely why the profile fails to be strongly manipulable.

As we mentioned above, if a rule is micro-manipulable, it is usually possible to find a profile which is manipulable by a single voter. We give an example.

*EXAMPLE 3. Assume 100 voters participate in an election. Suppose that  $F$  is PR with a 5 per cent threshold, and suppose the scoring rule is plurality. Suppose a weighted seat maximizing voter has preferences  $A > B > C$  and utility vector  $u = (10, 8, 0)$ . Suppose that in the event all voters report truthfully the outcome of the election in terms of scores, those scores will be  $sc(R) = (0.48, 0.04, 0.48)$ , which results in the outcome in terms of parliaments  $F(R) = (0.5, 0, 0.5)$  with  $u(F(R)) = 5$ . If the voter submits  $B > A > C$ , then the vector of scores will be  $sc(R') = (0.47, 0.05, 0.48)$  and the parliament will be  $F(R') = (0.47, 0.05, 0.48)$ . The utility of the voter will then be  $u(F(R')) = 4.7 + 0.4 = 5.1$ , which is greater than that achievable with a sincere vote.*

## 5. Strategic Opportunities for Power Maximizing Voters

Choosing a parliament is effectively a fair division problem. It might be thought desirable to allocate each political party a quantity of seats in direct proportion to its support in society. Suppose we do desire this, and suppose we accept that the support for a party can be measured by the score it is assigned by a score function at an election: then PR is an obvious choice for a parliament choosing rule.

But does PR provide a satisfactory solution to the fair division problem? Each party will get a (roughly) 'fair' share of parliamentary representation. However, once the election is over a government has to be formed and a coalition arrangement may need to be negotiated. The political power of each player in the government formation game may not be proportional to either its score or its parliamentary representation. PR can divide seats up 'fairly' but is unlikely to divide power up 'fairly.' This may be a potential source of manipulative behaviour.

Later in this section we will assume that some voters may be interested in the post-election distribution of parliamentary power. For this reason we need some tools for evaluating distributions of power. Indices of voting power are an obvious first choice for this purpose (Taylor, 1995; Felsenthal and Machover, 1998). We assume that the distribution of voting power in a parliament can be computed by a (normalized) *voting power index*. Given a parliament  $x = (x_1, \dots, x_m)$ , a voting power index  $P$  computes a vector of voting powers

$P(x) = (p_1, \dots, p_m)$ , where  $p_i$  denotes the proportion of voting power held by party  $a_i$ .

Before formally defining a voting power index we need the following standard definitions. A *weighted voting game* is a simple  $m$ -person game characterized by a non-negative real vector  $(w_1, \dots, w_m)$ , where  $w_i$  represents the  $i$ th player's voting weight, and a quota  $q$ . The quota gives the minimum number of votes necessary to form a winning coalition. A coalition  $C$  is winning if  $\sum_{i \in C} w_i > q$ . Given a parliament  $x = (x_1, \dots, x_m)$ , the formation of the government is a weighted voting game with weights  $x_1, \dots, x_m$  and quota  $\frac{1}{2}$  (we will assume throughout that any strict majority of votes is sufficient to pass any motion in parliament), i.e. the players are the parties and their weights are the proportion of parliamentary seats that they hold.

Let  $M = \{1, 2, \dots, m\}$  and let  $v = (M, W)$  be a simple  $m$ -person game with  $W \subseteq 2^M$  being the set of all winning coalitions. A coalition  $C$  is called a *minimal winning coalition* if  $C \in W$  and  $C \setminus \{i\} \notin W$  for all  $i \in C$ . A party is called a *dummy* if it does not belong to any minimal winning coalition.

**DEFINITION 11.** Any mapping  $P : S^{m-1} \rightarrow S^{m-1}$  is called a voting power index if the following conditions hold. Let  $x$  be a parliament and suppose  $P(x) = (p_1(x), \dots, p_m(x))$ , then:

*PI1.* if the  $i$ th party is a dummy in parliament  $x$ , then  $p_i(x) = 0$ ;

*PI2.* if the set of minimal winning coalitions of parliament  $x$  is the same as the set of minimal winning coalitions of the parliament  $y$ , then  $P(x) = P(y)$ .

This definition follows Holler and Packel's (1983) definition of a power index for games. Allingham (1975) requires a third, monotonicity condition. We do not – we have no need to restrict our generality. We also note that neither the Deegan–Packel (Deegan and Packel, 1979) index nor the Public Good Index (Holler and Packel, 1983) satisfy the monotonicity requirement.

Perhaps the best known voting power indices are the Banzhaf (Bz) and Shapley–Shubik (S-S) indices (Shapley and Shubik 1954; Banzhaf, 1965; Brams, 1975). These indices count, in different ways, how many times a player is critical for some winning coalition. According to Felsenthal and Machover (1998: 9), these two indices 'have, by and large, been accepted as valid measures of a priori voting power. Some authors have a preference for one or another of these two indices; many regard them as equally valid. Although other indices have been proposed ... none has achieved anything like general recognition as a valid index'.

It is worth pointing out that more seats do not necessarily translate into more power. For instance, compare the parliaments  $(x_1, x_2, x_3) = (0.98, 0.01, 0.01)$

and  $(y_1, y_2, y_3) = (0.51, 0.48, 0.01)$ ; party  $B$  has no more power in the second than in the first.

We now model a voter whose primary concern is with the distribution of power in the post-election parliament.

**DEFINITION 12 (POWER MAXIMIZER).** *We assume that such a voter has a certain power index  $P$  in mind, which she uses to measure powers of parties, and also a vector of utilities  $u = (u_1, \dots, u_m)$ , normalized so that  $\min_j u_j = 0$ . These utilities are ordered according to the preferences of this voter over  $A$ , that is, this voter prefers  $a_i$  to  $a_j$  if and only if  $u_i > u_j$ . Given a parliament  $x = (x_1, \dots, x_m)$  its total utility for this voter will be*

$$u(x) = P(x) \cdot u,$$

where  $\cdot$  is the dot product in  $\mathbb{R}^m$ . Her preference order  $\succsim$  on  $S^{m-1}$  is defined so that for two parliaments  $x, y$

$$x \succsim y \Leftrightarrow u(x) \geq u(y),$$

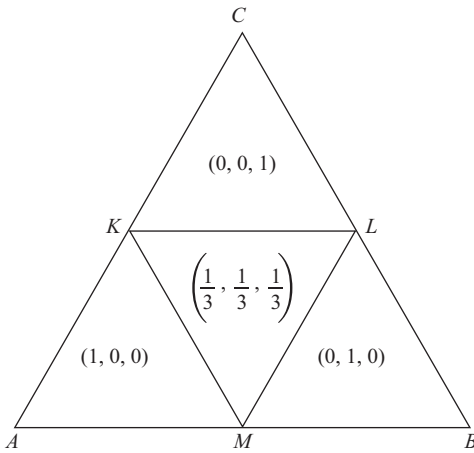
We denote this type of voter as  $\succsim_{P,u}$ . These types form the class  $\mathcal{P}$  of power maximizing voters.

For  $m = 3$  power maximizers may be further categorized according to their attitude to uncertainty. Let  $U_r$  be some voter's  $r$ th largest utility. We say that this voter is *uncertainty averse* if  $U_2 > \frac{1}{2}(U_1 + U_3)$ , *uncertainty seeking* if  $U_2 < \frac{1}{2}(U_1 + U_3)$  and *uncertainty neutral* if  $U_2 = \frac{1}{2}(U_1 + U_3)$ .

**EXAMPLE 4.** *Suppose that a power maximizing voter with index of voting power  $P$  prefers  $A$  to  $B$  to  $C$ . In this case  $U_i = u_i$  for  $i = 1, 2, 3$ . Suppose this voter is comparing two parliaments  $x$  and  $y$  with respective vectors of power indices  $p = P(x) = (\frac{1}{3}, \frac{1}{3}, \frac{1}{3})$  and  $q = P(y) = (0, 1, 0)$ . As we have  $u(x) = \frac{1}{3}(U_1 + U_2 + U_3)$  and  $u(y) = U_2$  we have  $x \succsim y$  if the voter is uncertainty seeking and .. if she is uncertainty averse.*

In this example, the vector  $p$  corresponds to a post-election situation where none of the three parties has an outright majority, and a coalition government will need to be formed. If a voter anticipates, prior to the election, that  $p$  will be the outcome, then she may be uncertain about the composition of the next government. The vector  $q$  corresponds to a post-election situation where party  $B$  has total power, and can form a government by itself. A voter of the opinion that  $q$  will be the outcome of the election will have no doubt as to the composition of the next government. Thus the voter will rank  $x$  over  $y$  if she is uncertainty seeking, or  $y$  over  $x$  if she is uncertainty averse.

Let  $P : S^{m-1} \rightarrow S^{m-1}$  be an index of voting power. Then the image of  $P$  is the set of all possible vectors of voting power that might emerge when  $P$  is used to



**Figure 8.** Possible vectors of power indices.

measure the distribution of power. This set is finite. We illustrate this in the following proposition for the  $m = 3$  case.

**PROPOSITION 1.** *Let the three parties be  $A, B, C$ . Let us split  $S^2$  into four equilateral triangles as shown in Figure 8 ( $K, L, M$  are the midpoints of the respective sides).*

*Then, irrespective of which power index  $P$  is used, the vectors of power indices inside those triangles are shown on Figure 8.*

*Proof.* Irrespective of the choice of  $P$ , whenever the parliament  $x$  falls strictly inside one of the triangles  $AKM, BML$ , or  $CLK$ , then  $P(x)$  will be  $(1, 0, 0), (0, 1, 0)$ , or  $(0, 0, 1)$ , respectively, since two parties in this parliament will be dummies (condition PI1). Should the parliament  $x$  fall inside the inner triangle, then  $P(x)$  will be  $(\frac{1}{3}, \frac{1}{3}, \frac{1}{3})$  due to the symmetry (condition PI2).

If the parliament coincides with one of the vertices of the inner triangle  $M, K$ , and  $L$ , the vector of indices, regardless of the index, will be  $(\frac{1}{2}, \frac{1}{2}, 0)$  or a permutation thereof. Should the parliament fall on the perimeter of the inner triangle (excluding points  $M, K$ , and  $L$ ) the vector of power indices will depend on the index of voting power used by the voter. For example, the vector  $P(x)$  of a voter who uses the Banzhaf power index will be either  $(\frac{3}{5}, \frac{1}{5}, \frac{1}{5})$  or some permutation thereof, and the vector  $P(x)$  of a voter who uses the Shapley–Shubik power index will be  $(\frac{4}{6}, \frac{1}{6}, \frac{1}{6})$  or, again, some permutation thereof.<sup>1</sup>

---

<sup>1</sup>The last two values will not be used in the paper and we leave their calculations to the reader.

EXAMPLE 5. Consider again the case where  $m = 3$  and a voter prefers  $A$  to  $B$  to  $C$  (denote this linear order by  $L$ ). Then for the four parliaments  $x$ ,  $y$ ,  $z$ ,  $m$ , located on Figure 8 inside the triangles  $AKM$ ,  $BML$ ,  $CLK$ ,  $KLM$ , respectively, all power maximizers whose type is consistent with  $L$  will prefer  $x$  to  $y$  to  $z$  and also  $x$  to  $m$  to  $z$ . However, some of them will prefer  $y$  to  $m$  and some will prefer  $m$  to  $y$ , depending on their attitude towards uncertainty.

We now state and prove two theorems concerning the opportunities power maximizers have for voting strategically. We continue to restrict ourselves to the  $m = 3$  situation.

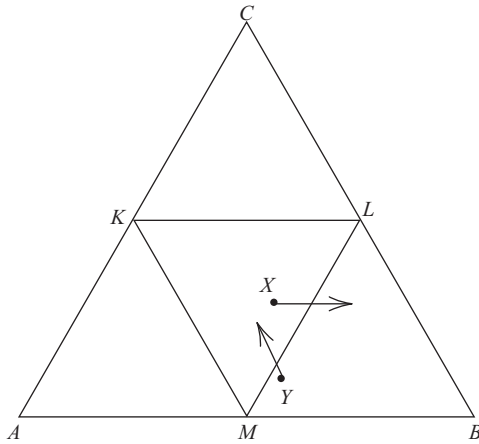
THEOREM 4. Let the parliament choosing rule  $F$  be PR with a threshold. Let  $w$  denote the vector of weights for the corresponding normalized positional score function. Then the rule is always micro-manipulable by voters in  $P$ , but never strongly so. Moreover:

1. if  $w = a$ , i.e. for the antiplurality score, the rule is not manipulable by uncertainty averse voters;
2. if  $w = p$ , i.e. for the plurality score, the rule is not manipulable by uncertainty seeking voters.

*Proof.* Suppose voters with preferences  $A > B > C$  are comparing the outcome that would transpire if they vote truthfully with that which would arise if they voted untruthfully. They can move the vector of the scores in the directions shown on Figure 4. Moving in those directions they cannot escape from the region inside  $KCL$  on Figure 9.

They would not wish to escape into  $KCL$  since the vector of power indices there is  $(0, 0, 1)$ , and they realize the lowest possible utility. Nor would they wish to escape out of  $AKM$ , where the vector of power indices is  $(1, 0, 0)$ , and they realize the highest possible utility. But if they were uncertainty averse, they would seek – by voting strategically – to move the expected vector of scores  $X$  from inside  $MKL$ , where the vector of power indices is  $(1/3, 1/3, 1/3)$ , or from segment  $ML$ , to inside  $MLB$ , where power indices will be  $(0, 1, 0)$ . If they were uncertainty seeking, they would be keen to move the expected vector of scores  $Y$  the other way. In either case, if the vector of scores they expect to transpire if they vote sincerely is ‘close’ enough to  $ML$ , and if the score function permits, an incentive to manipulate exists. It is not true, however, that all voters whose type is consistent with  $A > B > C$  will have an incentive to manipulate in the same fashion. Hence the manipulative opportunities are not strong.

It is interesting to note that if a group of voters with preference  $A > B > C$  expect that if they all vote sincerely the vector of scores will lie ‘in the vicinity of  $ML$ ’, the uncertainty averse and uncertainty seeking members of this group



**Figure 9.** Weak manipulation under pure PR.

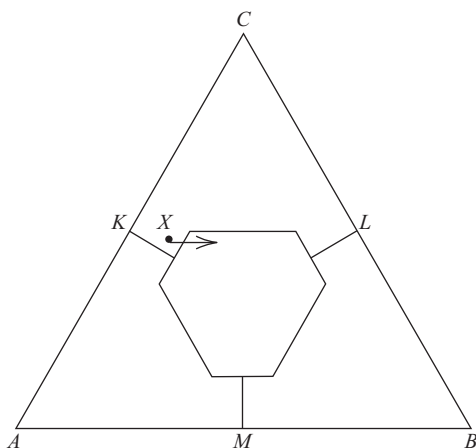
would then attempt to manipulate against each other, even though they have identical preferences on the set of parties.

We now show that the introduction of a threshold creates opportunities for strong manipulation.

**THEOREM 5.** *Let the parliament choosing rule  $F$  be PR rule with a threshold with the normalized positional score function given by the vector of weights  $w$ . Then the rule is strongly micro-manipulable by power maximizers if  $w \neq a$ .*

*Proof.* We again use  $S^2$  to represent vectors of normalized positional scores  $s_{c_w}$ . The introduction of a threshold changes the shape of the regions in which the vector of power indices, associated with the normalized score, is constant. The new regions are shown in Figure 10. The inner equilateral triangle of Figure 8 is now truncated due to the action of the threshold seat allocation rule. The central region, in which the vector of power indices is  $(\frac{1}{3}, \frac{1}{3}, \frac{1}{3})$ , becomes a hexagon. The three regions in which the vector of power indices is equal to  $(1, 0, 0)$ ,  $(0, 1, 0)$ , or  $(0, 0, 1)$  are no longer convex.

Suppose that a small group of voters with preference  $A > B > C$  believe that, if they vote sincerely, the resulting normalized score will correspond to the point  $X$  (note that  $X$  lies inside the triangle  $KLM$  and therefore it can be approximated by normalized positional scores for any vector  $w$ ). At this point,  $B$  does not score highly enough to overcome the threshold. If at the election the group in question all insincerely state their preferences to be  $B > A > C$ , they may be able (so long as the score function is not antiplurality) to push  $B$  over the threshold, and move the expected vector of scores inside the hexagon. When this



**Figure 10.** PR with a threshold. Possibility of strong manipulation.

group votes truthfully, the vector of voting power is anticipated to be  $(0, 0, 1)$ . Untruthful voting could bring about the vector of voting power  $(\frac{1}{3}, \frac{1}{3}, \frac{1}{3})$ . This is an unambiguously better prospect for all voters with preference  $A > B > C$ , regardless of their vector of utilities. The introduction of a threshold can, therefore, create opportunities for strong manipulation.

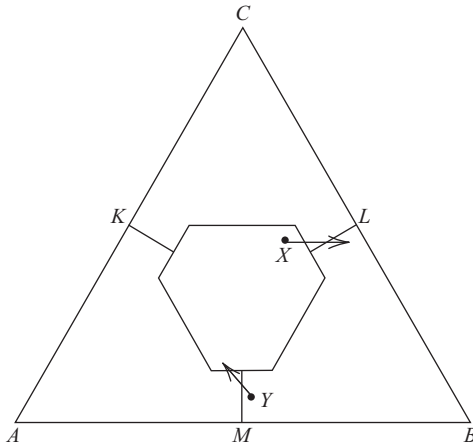
## 6. Overshooting

An uncoordinated group of voters attempting to manipulate across a threshold can be in danger of overshooting or undershooting. This is true even if the attempt is at micro-manipulation. We demonstrate here that uncertainty seeking voters may undershoot and uncertainty averse voters may overshoot. For example (and referring to Figure 11), undershooting may occur with the sincere vector of scores  $X$  and overshooting may occur with the sincere vector of scores  $Y$ .

We illustrate this with an example of undershooting that corresponds to the first situation.

**EXAMPLE 6.** *Suppose the scoring rule is plurality and the threshold is 6 per cent. Suppose in total we have 100 voters and the vector of scores corresponding to the parliament  $X$  is  $\frac{1}{100}(6, 46, 48)$  with the parliament being the same as the score. If three voters who voted  $A > B > C$  will vote  $B > A > C$ , then the resulting score will be  $\frac{1}{100}(3, 49, 48)$  and the resulting parliament will be  $(0, 50.52, 49.48)$  with the vector of power indices  $(0, 1, 0)$ . However, if only one voter will change her preferences in this way, the resulting score will be  $\frac{1}{100}(5, 47, 48)$  with the parliament  $(0, 49.47, 50.53)$  and the vector of power indices  $(0, 0, 1)$ .*





**Figure 11.** PR with a threshold. Overshooting and undershooting.

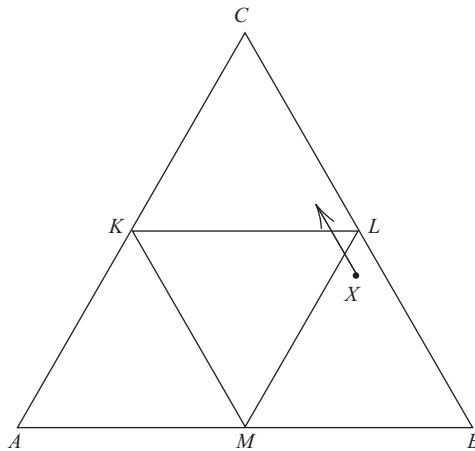
Absent a threshold, overshooting is almost impossible. It is not, for example, possible for a group of uncertainty seekers to overshoot in the manner depicted in Figure 12. We omit a formal proof. Informally, the point  $X$  is close to  $BC$ , meaning that the score of party  $A$  is low. This in turn means that there would not be a sufficient number of voters with preferences  $A > B > C$  to move the profile from the interior of  $MLB$  to the interior of  $CLK$ .

In the next section we will see that overshooting becomes a much more serious issue in the presence of rounding.

## 7. The 2005 New Zealand General Election

The NZ electoral system is mixed member proportional, with a 5 per cent threshold. Voters have two votes – an electoral (district) vote, and a party vote. A first-past-the-post election is run in 69 electorates, with the winner of each electorate becoming an MP. Party votes are tallied nationally. The Saint-Lague formula is then applied to the party votes to determine how many seats in total each party is entitled to in the 120-seat parliament. If a party neither wins an electorate nor more than 5 per cent of the party vote then it is excluded from consideration. If a party has fewer electorate wins than places in the highest 120 Saint-Lague quotients then its parliamentary representation is topped-up accordingly from the party list. If a party wins more electoral seats than it is entitled to by its party vote, an overhung parliament with more than 120 seats is created. This actually happened in 2005, when a parliament with 121 seats was formed.

The main political parties participating in the 2005 NZ general election were (in alphabetical order): ACT, Green Party, Labour, Maori Party, National, NZ



**Figure 12.** Pure PR. An impossible overshoot.

First, Progressive, United Future. Labour, the Greens, and the Progressives can be considered as left parties; National, ACT, and to some extent United Future, are on the right side of the political spectrum. For more detailed information on the election see Geddis (2006).

At the election 28.71% of voters gave their electorate vote and their party vote to different parties (New Zealand Election Results, see <http://www.electionresults.govt.nz/>) (down from 39.04% in 2002). Some of these voters may have split because their first choice did not stand a candidate in their electorate.<sup>2</sup> But the 28.71% figure is high enough to suggest a reasonable amount of insincere voting went on. In particular, anecdotal evidence (reports to the authors) has suggested that some voters with preferences Labour > Greens > ... may have cast their party vote for the Greens. We use our model of a power maximizing voter to explain why. The two opinion polls closest to the election gave the results shown in Table 1. Results of previous polls are widely available on the internet. The Green Party were not expected to win an electorate seat, and NZ First were expected to win at most one. As it turned out, neither party won an electorate seat. Since Labour and the Greens were not able to form a government, the 'strange-bedfellow' phenomenon (Brams et al., 2002) occurred and Labour formed a coalition with NZ First, United Future, and the Progressive Party. (NZ First and United Future stayed outside of the government but supported it on confidence and supply.) Table 2 shows the actual election result. Also shown is what would have transpired had

<sup>2</sup>A similar pattern has been observed in Germany (Gschwend, 2007).

**Table 1.** Party vote for the last two opinion polls.

Poll	Date	Labour	National	NZ First	Greens
TVNZ Colmar Brunton	15 September	38%	41%	5.5%	5.1%
Herald Digipoll	16 September	44.6%	37.4%	4.5%	4.6%

0.4% of the electorate given their party vote to Labour rather than to the Greens (*ceteris paribus*).

Election results were obtained from <http://electionresults.govt.nz>. Alternative election scenarios can be investigated at <http://www.elections.org.nz/mmp.html>. Voting power indices were calculated at Leech and Leech, 2007, (accessed on 6, August, 2007).

Let us now make a calculation. Suppose that a group of voters at the 2005 general election behaved as do voters in our model. Suppose that all members of this group were solely concerned with how Shapley–Shubik power will be distributed in the post-election parliament. Suppose that all members of this group rank the Labour party first, the Green Party second, and attribute zero or negligibly small utility to the powers of all the other parties contesting the election. Further suppose that each group member believes that the election outcome laid out in the right-hand side of Table 2 is a distinct possibility. Such a supposition is not unreasonable, given the pre-election polls. Then members of this group may have an incentive to party vote Green. The existence and strength of such incentives will depend on each individual voter’s utilities.

Define

$$\alpha_i = \frac{u_i(\text{Greens})}{u_i(\text{Labour})}$$

to be the ratio of utilities of the Greens and Labour calculated for the  $i$ th voter. To construct Figure 13 we first fix the party votes obtained by all parties other than Labour and the Greens. We then allow the Greens’ party vote to vary from 4.9% to 8.9% (and, necessarily, Labour’s party vote to vary from 41.5% to 37.5%). For each possible Green party vote we show, on the vertical axis, the minimum value of  $\alpha_i$  the  $i$ th voter must have in order to prefer the outcome arising from this Green party vote to the hypothesized outcome arising when the Greens secure 4.9%. For example, suppose the  $i$ th voter is comparing the outcome arising when the Greens win 5.3% of the party vote to the outcome arising when the Greens win 4.9% (i.e. he or she is comparing the parliament on the left-hand side of Table 2 to that on the right-hand side of Table 2). This voter prefers the former to the latter provided  $\alpha_i > 0.826$ .

The shape of the graph reflects the working of the Saint-Lague formula. Consider the situation, for example, when the Greens have 5.3% of the party vote (the

**Table 2.** Actual and hypothesized results of the NZ 2005 general election.

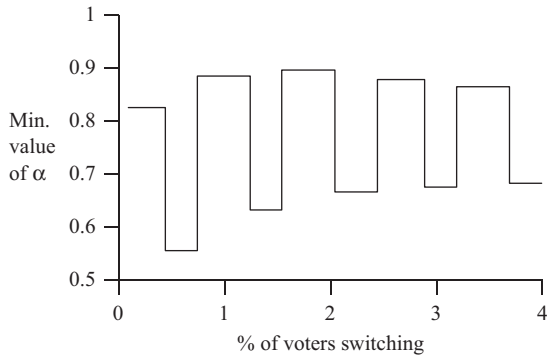
Party	Actual			Hypothesized		
	Party Vote	Seats	SS	Party Vote	Seats	SS
Labour	41.10	50	0.324	41.50	54	0.414
National	39.10	48	0.262	39.10	50	0.214
NZ First	5.72	7	0.143	5.72	7	0.214
Green Party	5.30	6	0.110	4.90	0	0.0
Maori Party	2.12	4	0.076	2.12	4	0.081
United Future	2.67	3	0.043	2.67	3	0.048
ACT	1.51	2	0.029	1.51	2	0.014
Progressive	1.16	1	0.014	1.16	1	0.014

actual election result). At this point, the 119th largest Saint-Lague quotient belongs to Labour, and the 120th largest to National. As the Greens' party vote increases (to the detriment of Labour's) past 5.35%, the Green party capture the 120th largest quotient from National. The Greens then win a 7th parliamentary seat, and National lose their 48th. As the Greens' party vote rises further, their 7th largest quotient eventually exceeds Labour's 50th largest. No seat changes hands, but the Greens then have the 119th largest quotient, and Labour the 120th largest. As the Greens' party vote increases past 5.65%, Labour's party vote decreases to the point where its 50th largest quotient falls below National's 48th largest. National's 48th seat is then restored at the expense of Labour's 50th. The cycle then repeats itself as the Greens' party vote continues to increase.

The  $i$ th voter prefers a parliament with the Greens on between 6 and 11 seats, and with National on 47, to a parliament without the Greens, and with National on 50, provided they have  $\alpha_i > 0.676$ . This voter prefers a parliament with the Greens on between 6 and 11 seats, and with National on 48, to a parliament without the Greens, and with National on 50, provided that  $\alpha_i > 0.897$ .

The  $i$ th voter unreservedly prefers a parliament with a small number of Greens to a parliament without the Greens if she has  $\alpha_i > 0.897$ . Only those voters who value Green power nearly as highly as Labour power would meet this criterion. Such a voter would have a clear incentive to give their party vote to the Greens, despite their first preference being for Labour. If this voter party votes Green, she increases the likelihood that the Greens will reach parliament. If sufficiently many other group members feel and act the same way, then the Greens *will* enter parliament.

The  $i$ th voter with  $0.676 < \alpha_i < 0.897$  prefers some parliaments where the Greens are present to those where the Greens are not, but not all. Such group members would not have an unambiguous incentive to party vote Green unless they knew precisely how many other group members were also going to use their vote strategically. By voting strategically they would be at risk of both overshooting and undershooting.



**Figure 13.** Graph of minimal utility ratio for which the manipulation is worthwhile.

We conjecture, then, that at the 2005 NZ general election certain voters with preference Labour > Green > ... felt they preferred the power configuration of a parliament with a small Green presence to that of a Green-less parliament, thought that polling data showed the Greens might not cross the threshold, and so party voted Green in order to increase the likelihood that the Greens would enter parliament. We do not suggest that these voters co-ordinated, nor that they had knowledge of the preferences or intentions of others beyond what was available from widely disseminated polling data. We conjecture that the Greens were polling so close to the threshold that these voters were not overly concerned about damaging Labour's prospects without improving the Greens showing (strategically undershooting). We conjecture that these voters were not worried about overshooting because they felt the proportion of the electorate that was (i) concerned about configurations of parliamentary power, (ii) had preference Labour > Green > ..., and (iii) had  $0.897 < \alpha$ , was relatively small (in particular, less than 4.0%).

Also, it may be the case that, in practice, there are many kinds of voters – some voters may be concerned with the post-election distribution of voting power, others with the post-election distribution of seats, others with the policies to be pursued by the next government, etc. The calculations that this paper presents would obviously be too difficult for voters to do. However, the data presented shows that, acting on the intuitive level, they came very close to doing just that.

## 8. Conclusion

This paper has presented two new models of voter behaviour under methods of proportional representation: seat maximizing and power maximizing voters. We

showed that (rounding aside) seat maximizing voters have no incentives to manipulate under pure PR, but do have such incentives under PR with a threshold. We showed that, if voters are mindful of how voting power will be distributed in the post-election parliament, then incentives to vote insincerely will exist under any method of PR. We showed that attitudes to uncertainty may influence incentives to vote insincerely. We demonstrated that introducing a threshold could encourage greater numbers of voters to vote strategically in the same manner. We raised the issue of manipulating attempts overshooting or undershooting. We showed that rounding can, to a degree, deter voters from manipulation since it may cause both undershooting and overshooting. After studying the 2005 New Zealand general election we note that, with two major minor parties having approximately 5 per cent support in society, a threshold of 3 per cent may have induced less insincere voting than the actual threshold of 5 per cent.

Questions this paper raises that future research could address include: How do incentives to vote strategically vary with the choice of positional scoring rule? What if the scoring rule is not positional? The case  $m > 3$  should be interesting with major power indices being different. Finally, the undershooting/overshooting phenomenon deserves a thorough investigation, especially with regard to how it acts to deter manipulation.

## REFERENCES

- Allingham, M. G. (1975) 'Economic Power and Value of Games', *Zeitschrift für Nationalökonomie* 35: 293–9.
- Austin-Smith, D. and J. Banks (1988) 'Elections, Coalitions, and Legislative Outcomes', *American Political Science Review* 82: 405–22.
- Banzhaf, J. F. (1965) 'Weighted Voting Does Not Work: A Mathematical Analysis', *Rutgers Law Review* 35: 317–43.
- Bargsted, M. A. and O. Kedar (2009) 'Coalition-targeted Duvergerian Voting: How Expectations Affect Voter Choice under Proportional Representation', *American Journal of Political Science* 53: 307–23.
- Baron, D. P. and D. Diermeier (2001) 'Elections, Governments, and Parliaments in Proportional Representation Systems', *Quarterly Journal of Economics* 116: 933–67.
- Bowler, S. and D. J. Lanoue (1992) 'Strategic and Protest Voting for Third Parties: The Case of The Canadian NDP', *Political Research Quarterly* 45: 485–99.
- Brams, S. J. (1975) *Game Theory and Politics*, New York.
- Brams, S. J. and P. C. Fishburn (2002) 'Voting Procedures', in K. Arrow, A. Sen and K. Suzumura (eds) *Handbook of Social Choice and Welfare*, Volume 1. Amsterdam: North-Holland.
- Brams, S. J., M. A. Jones and D. M. Kilgour (2002) 'Single-peakedness, Coalition Formation, and Disconnected Coalitions', *Journal of Theoretical Politics* 14: 185–202.
- Cox, G. W. (1997) *Making Votes Count: Strategic Coordination in the World's Electoral Systems*. Cambridge: Cambridge University Press.
- Cox, G. W. and M. W. Shugart (1996) 'Strategic Voting Under Proportional Representation', *The Journal of Law, Economics, and Organisation* 12: 299–324.

- Deegan, J., Jr. and E. W. Packel (1979) 'A New Index of Power for Simple  $n$ -Person Games', *International Journal of Game Theory* 7: 113–23.
- De Sinopoli, F. and G. Iannantuoni (2005) 'Extreme Voting under Proportional Representation: The Multidimensional Case'. University of Cambridge, Faculty of Economics. Working Paper 0531.
- Duverger, M. (1954) *Political Parties*. Chichester Wiley.
- Felsenthal, D. S. and M. Machover (1998) *The Measurement of Voting Power*. Cheltenham: Edward Elgar.
- Geddis, A. (2006) 'The General Election in New Zealand, September 2005', *Electoral Studies* 25: 809–14.
- Gibbard, A. (1973) 'Manipulation of Voting Schemes: A General Result', *Econometrica* 41: 587–601.
- Gschwend, T. (2007) 'Ticket-Splitting and Strategic Voting under Mixed Electoral Rules: Evidence from Germany', *European Journal of Political Research* 46: 1–23.
- Hardy, G. H., J. E. Littlewood, and G. Pólya (1952) *Inequalities*. Cambridge: Cambridge University Press.
- Herrmann, M. (2008) 'Expectations about Coalitions and Strategic Voting under Proportional Representation', Sonderforschungsbereich 504 Publications 08-28, Sonderforschungsbereich 504, University of Mannheim.
- Holler, M. J. and E. W. Packel (1983) 'Power, Luck and the Right Index', *Zeitschrift für Nationalökonomie* 43: 21–9.
- Jones, M. A. (2009) 'The Geometry Behind Paradoxes of Voting Power', *Mathematics Magazine* 82: 103–16.
- Karp, J. A., J. Vowles, S. A. Banducci, and T. Donovan (2002) 'Strategic Voting, Party Activity, and Candidate Effects: Testing Explanations for Split Voting in New Zealand's New Mixed System', *Electoral Studies* 21: 1–22.
- Leech, D., and R. Leech (2007) 'Computer Algorithms for Voting Power Analysis'. Available at: <http://www.warwick.ac.uk/ecaael/>.
- Leys, C. (1959) 'Models, Theories and the Theory of Political Parties', *Political Studies* 7: 127–46.
- McCabe-Dansted, J. C. and A. M. Slinko (2006) 'Exploratory Analysis of Similarities between Social Choice Rules', *Group Decision and Negotiation* 15: 77–107.
- Pappi, F. U. and P. W. Thurner (2002) 'Electoral Behaviour in a Two-vote System: Incentives for Ticket Splitting in German Bundestag Elections', *European Journal of Political Research* 41: 207–32.
- Potthoff, R. and S. Brams (1998) 'Proportional Representation: Broadening the Options', *Journal of Theoretical Politics* 10: 147–78.
- Roberts, G. K. (1988) 'The 'Second-vote' Campaign Strategy of the West German Free Democratic Party', *European Journal of Political Research* 16: 317–37.
- Saari, D. (1990) 'Susceptibility to Manipulation'. *Public Choice* 64: 21–41.
- Saari, D. (1994) *Geometry of Voting*. New York: Springer-Verlag.
- Sartori, G. (1968) 'Political Development and Political Engineering', in D. J. Montgomery, and A. O. Hirschman (eds) *Public Policy*. Cambridge: Cambridge University Press.
- Satterthwaite, M. A. (1975) 'Strategy-proofness and Arrow's Conditions: Existence and Correspondence Theorems for Voting Procedures and Social Welfare Functions', *Journal of Economic Theory* 10: 187–217.
- Shapley, L. S. and M. Shubik (1954) 'A Method for Evaluating the Distribution of Power in a Committee System', *American Political Science Review* 48: 787–92.
- Shikano, S., Herrmann, M. and P. W. Thurner (2009) 'Strategic Voting under Proportional Representation: Threshold Insurance in German Elections', *West European Politics* 32: 634–56.
- Taylor, A. D. (1995) *Mathematics and Politics: Strategy, Voting, Power and Proof*. New York: Springer-Verlag.

van der Hout, E., H. de Swart, and A. ter Veer (2006) 'Characteristic Properties of List Proportional Representation Systems', *Social Choice and Welfare* 27: 459–75.

---

ARKADII M. SLINKO is currently Associate Professor of Mathematics at the University of Auckland. He has published extensively in a wide range of journals. His current research focuses on mathematics of social choice, decision theory and game theory. ADDRESS: Department of Mathematics, The University of Auckland, Private Bag 92019, Auckland Mail Centre, Auckland 1142, NEW ZEALAND. [email: a.slinko@auckland.ac.nz]

---

SHAUN M. WHITE has a BA (Hons) from Middlesex University and a MSc from Birkbeck College. He contributed to this paper while completing a Graduate Diploma in Science (Math) at the University of Auckland. ADDRESS: PO Box 45715, Seattle, WA 98145-0715, USA. [email: shaun.m.white@hotmail.com]